

**WILLIAMSON COUNTY, TEXAS**

**COMPREHENSIVE ANNUAL  
FINANCIAL REPORT**

**SEPTEMBER 30, 2012**

**WILLIAMSON COUNTY, TEXAS**

**COMPREHENSIVE  
ANNUAL FINANCIAL REPORT**

**FISCAL YEAR ENDED**

**SEPTEMBER 30, 2012**

**PRINCIPAL OFFICIALS**

COUNTY JUDGE	DAN A. GATTIS
COMMISSIONER, PRECINCT I	LISA BIRKMAN
COMMISSIONER, PRECINCT II	CYNTHIA LONG
COMMISSIONER, PRECINCT III	VALERIE COVEY
COMMISSIONER, PRECINCT IV	RON MORRISON
COUNTY AUDITOR	DAVID U. FLORES
TAX ASSESSOR-COLLECTOR	DEBORAH HUNT
COUNTY CLERK	NANCY RISTER
COUNTY ATTORNEY	JANA DUTY
COUNTY TREASURER	VIVIAN WOOD
DISTRICT CLERK	LISA DAVID
DISTRICT ATTORNEY	JOHN BRADLEY
SHERIFF	JAMES WILSON

**OFFICIAL ISSUING REPORT**

**DAVID U. FLORES  
COUNTY AUDITOR**

# CONTENTS

Page(s)

## INTRODUCTORY SECTION

Letter of Transmittal .....	i-vii
Officials .....	viii
Organizational Chart .....	ix
Certificate of Achievement for Excellence in Financial Reporting .....	x

## FINANCIAL SECTION

Independent Auditor's Report .....	1-2
Management's Discussion and Analysis .....	3-15

### Basic Financial Statements

#### Government-wide Financial Statements

Statement of Net Assets .....	16
Statement of Activities.....	17

#### Fund Financial Statements

Balance Sheet – Governmental Funds .....	18
Reconciliation of the Governmental Funds Balance Sheet to the Statement of Net Assets .....	19
Statement of Revenues, Expenditures and Changes in Fund Balances – Governmental Funds.....	20
Reconciliation of the Statement of Revenues, Expenditures and Changes in Fund Balances of Governmental Funds to the Statement of Activities.....	21
Statement of Revenues, Expenditures and Changes in Fund Balance – Budget and Actual – General Fund.....	22
Statement of Revenues, Expenditures and Changes in Fund Balance – Budget and Actual – Special Road and Bridge Fund .....	23
Statement of Net Assets – Proprietary Funds.....	24
Statement of Revenues, Expenses and Changes in Net Assets – Proprietary Funds .....	25
Statement of Cash Flows – Proprietary Funds .....	26
Statement of Fiduciary Net Assets – All Fiduciary Funds .....	27
Statement of Changes in Fiduciary Net Assets – All Fiduciary Funds .....	28

Notes to Financial Statements .....	29
-------------------------------------	----

## Combining and Individual Fund Statements and Schedules

### General Fund

Schedule of Revenues – Budget and Actual.....	68
Schedule of Expenditures – Budget and Actual.....	69

# C O N T E N T S – Continued

Page(s)

FINANCIAL SECTION – Continued

Combining and Individual Fund Statements and Schedules – Continued

Debt Service Fund

Schedule of Revenues, Expenditures and Changes in Fund Balance – Budget and Actual.....	71
--	----

Nonmajor Special Revenue Funds

Combining Balance Sheet.....	77
Combining Statement of Revenues, Expenditures and Changes in Fund Balances .....	83
Schedule of Revenues, Expenditures and Changes in Fund Balance – Alternate Dispute Resolution .....	92
Schedule of Revenues, Expenditures and Changes in Fund Balance – Conservation Foundation.....	93
Schedule of Revenues, Expenditures and Changes in Fund Balance – County Attorney Hot Check .....	94
Schedule of Revenues, Expenditures and Changes in Fund Balance – County Sheriff Asset Forfeitures .....	95
Schedule of Revenues, Expenditures and Changes in Fund Balance – County Radio Communications System (RCS).....	96
Schedule of Revenues, Expenditures and Changes in Fund Balance – Court Reporter .....	97
Schedule of Revenues, Expenditures and Changes in Fund Balance – Courthouse Security .....	98
Schedule of Revenues, Expenditures and Changes in Fund Balance – District Attorney Asset Forfeitures .....	99
Schedule of Revenues, Expenditures and Changes in Fund Balance – District Attorney Welfare Fraud.....	100
Schedule of Revenues, Expenditures and Changes in Fund Balance – Drug Court .....	101
Schedule of Revenues, Expenditures and Changes in Fund Balance – Election Chapter 19 .....	102
Schedule of Revenues, Expenditures and Changes in Fund Balance – Election HAVA .....	103
Schedule of Revenues, Expenditures and Changes in Fund Balance – Election Services Contract .....	104
Schedule of Revenues, Expenditures and Changes in Fund Balance – Justice Court Technology .....	105
Schedule of Revenues, Expenditures and Changes in Fund Balance – Justice of the Peace Security .....	106
Schedule of Revenues, Expenditures and Changes in Fund Balance – Law Library .....	107


## C O N T E N T S – Continued

	Table	Page(s)
FINANCIAL SECTION – Continued		
Combining and Individual Fund Statements and Schedules – Continued		
Nonmajor Special Revenue Funds – Continued		
Schedule of Revenues, Expenditures and Changes in Fund Balance – Medicaid UPL .....		108
Schedule of Revenues, Expenditures and Changes in Fund Balance – Probate Court .....		109
Schedule of Revenues, Expenditures and Changes in Fund Balance – Records Archive .....		110
Schedule of Revenues, Expenditures and Changes in Fund Balance – Records Management .....		111
Schedule of Revenues, Expenditures and Changes in Fund Balance – Records Management and Preservation .....		112
Schedule of Revenues, Expenditures and Changes in Fund Balance – Regional Animal Shelter (WCRAS).....		113
Schedule of Revenues, Expenditures and Changes in Fund Balance – JJAEP Tier II .....		114
Schedule of Revenues, Expenditures and Changes in Fund Balance – Tobacco .....		115
Schedule of Revenues, Expenditures and Changes in Fund Balance – Truancy Program .....		116
Internal Service Funds		
Combining Statement of Net Assets .....		118
Combining Statement of Revenues, Expenses and Changes in Fund Net Assets .....		119
Combining Statement of Cash Flows.....		120
Fiduciary Funds		
Combining Statement of Changes in Assets and Liabilities – All Agency Funds .....		122
STATISTICAL INFORMATION (UNAUDITED)		
Net Assets by Component .....	1	126
Changes in Net Assets.....	2	127
Fund Balances – Governmental Funds.....	3	129
Changes in Fund Balances – Governmental Funds .....	4	130
Assessed Value and Actual Value of Taxable Property .....	5	132
Direct and Overlapping Property Tax Rate .....	6	133
Principal Property Taxpayers .....	7	135
Property Tax Levies and Collections.....	8	136
Ratios of Outstanding Debt by Type .....	9	137

## C O N T E N T S – Continued

	Table	Page(s)
STATISTICAL INFORMATION (UNAUDITED) - CONTINUED		
Ratios of General Bonded Debt Outstanding.....	10	138
Direct and Overlapping Governmental Activities Debt.....	11	139
Legal Debt Margin Information.....	12	141
Demographic and Economic Statistics.....	13	143
Principal Employers .....	14	144
County Government Employees by Function.....	15	145
Operating Indicators by Function/Program .....	16	146
Capital Asset Statistics by Function/Program .....	17	148
Williamson County, Texas Map.....		149
Miscellaneous Information .....		150
Government Office Information .....		154
FEDERAL AND STATE AWARD PROGRAMS		
Independent Auditor's Report on Internal Control Over Financial Reporting and on Compliance and Other Matters Based On an Audit of Financial Statements Performed in Accordance with Government Auditing Standards .....		163
Independent Auditor's Report on Compliance with Requirements That Could Have a Direct Material Effect on Each Major Program and On Internal Control Over Compliance in Accordance with OMB Circular A-133.....		165
Schedule of Findings and Questioned Costs.....		167
Schedule of Expenditures of Federal and State Awards.....		169
Notes to Schedule of Expenditures of Federal and State Awards .....		172

## **INTRODUCTORY SECTION**



**AUDITOR'S OFFICE**  
**Williamson County Courthouse**  
**710 Main Street, Suite 301**  
**Georgetown, Texas 78626**  
*Phone: 512/943-1500*  
**Fax: 512/943-1567**

March 22, 2013

The Honorable District Judges  
Burt Carnes, 368<sup>th</sup> Judicial District  
Billy R. Stubblefield, 26<sup>th</sup> Judicial District  
Ken Anderson, 277<sup>th</sup> Judicial District  
Michael Jergins, 395<sup>th</sup> Judicial District  
Betsy Lambeth, 425<sup>th</sup> Judicial District

The Honorable Commissioner's Court, Williamson County, Texas  
Dan A. Gattis, County Judge  
Lisa Birkman, County Commissioner, Precinct I  
Cynthia Long, County Commissioner, Precinct II  
Valerie Covey, County Commissioner, Precinct III  
Ron Morrison, County Commissioner, Precinct IV

The Citizens of Williamson County

Ladies, Gentlemen and Citizens:

State law requires that all general-purpose local governments publish within six months of the close of each fiscal year a complete set of financial statements presented in conformity with generally accepted accounting principles (GAAP) and audited in accordance with generally accepted auditing standards by a firm of licensed certified public accountants. Pursuant to that requirement, we hereby issue the comprehensive annual financial report of Williamson County for the fiscal year ended September 30, 2012.

This report consists of management's representations concerning the finances of Williamson County. Consequently, management assumes full responsibility for the completeness and reliability of the information presented in this report. To provide a reasonable basis for making these representations, management of Williamson County has established a comprehensive internal control framework that is designed both to protect the government's assets from loss, theft, or misuse and to compile sufficient reliable information for the preparation of Williamson County's financial statements in conformity with GAAP. Because the cost of internal controls should not outweigh their benefits, Williamson County's comprehensive framework of internal controls has been designed to provide reasonable rather than absolute assurance that the financial statements will be free from material misstatement. As financial management, we assert that, to the best of our knowledge and belief, this financial report is complete and reliable in all material respects.



Williamson County's financial statements have been audited by Weaver and Tidwell, L.L.P., a firm of licensed certified public accountants. The goal of the independent audit was to provide reasonable assurance that the financial statements of Williamson County for the fiscal year ended September 30, 2012, are free of material misstatement. The independent audit involved examining, on a test basis, evidence supporting the amounts and disclosures in the financial statements; assessing the accounting principles used and significant estimates made by management; and evaluating the overall financial statement presentation. The independent auditor concluded, based upon the audit, that there was a reasonable basis for rendering an unqualified opinion that Williamson County's financial statements for the fiscal year ended September 30, 2012 are fairly presented in conformity with GAAP. The independent auditor's report is presented as the first component of the financial section of this report.

The independent audit of the financial statements of Williamson County was part of a broader, federally mandated "Single Audit" designed to meet the special needs of federal and state grantor agencies. The standards governing Single Audit engagements require the independent auditor to report not only on the fair presentation of the financial statements, but also on the audited government's internal controls and legal requirements involving the administration of federal and state awards. These reports are available in the last section of this report.

GAAP requires that management provide a narrative introduction, overview, and analysis to accompany the basic financial statements in the form of Management's Discussion and Analysis (MD&A). This letter of transmittal is designed to complement MD&A and should be read in conjunction with it. Williamson County's MD&A can be found immediately following the report of the independent auditors.

## **Profile of the Government**

Williamson County, organized in 1848, is located in the central part of the state, which is considered to be the top growth area in the state, and one of the top growth areas in the country. Williamson County currently occupies a land area of 1,135 square miles and serves an estimated population of 463,150. Williamson County is empowered to levy a property tax on both real and personal properties located within its boundaries.

Williamson County is a political subdivision of the State of Texas. It has no legislative powers and very restrictive judicial and administrative powers. The governing body of the County is the Commissioner's Court of five members. The County Judge is the chairman of the court and the Commissioner from each of the four road and bridge precincts are also members. The Court has only such powers as are conferred upon it by the Constitution and the Statutes or by necessary implication there from.

Williamson County provides many varied services for the public it serves. Among these services are judicial, detention facilities, public safety, county roads, emergency medical service, health and limited social services, public improvements and general administrative services.

When a county has reached a population of more than 125,000 the Commissioner's Court may appoint a Budget Officer. The Budget officer is responsible for preparing a county budget for the fiscal year. In preparing or monitoring the budget, the budget officer may require the county auditor or any other district, county, or precinct officer of the county to provide any information necessary for the budget officer to properly prepare or monitor the budget. The budgets must

be carefully itemized to make possible a comparison of the proposed expenditures with the expenditures of the preceding year. The budget must show as definitely as possible or with reasonable accuracy the purpose of each expenditure and the amount of money to be spent.

By statute, the County Auditor projects the revenues for the county. Once these processes are complete, the Budget Officer files a copy of the proposed budget with the County Clerk. The Commissioner's Court holds a public hearing on the proposed budget. Any taxpayer of the County may attend and may participate in the hearing.

At the conclusion of the public hearing, the Commissioner's Court takes action on the proposed budget. The Commissioner's Court may make any changes in the proposed budget that it considers warranted by law and required in the best interest of the taxpayers.

The Commissioner's Court may levy taxes only in accordance with the budget. After final approval of the budget, the County Auditor shall file the budget with the County Clerk and may spend county funds only in strict compliance with the budget, except in an emergency.

The Commissioner's Court may authorize an emergency expenditure as an amendment to the original budget only in a case of grave public necessity to meet an unusual and unforeseen condition that could not have been included in the original budget through the use of reasonably diligent thought and attention. If the Court amends the original budget to meet an emergency, the Court files a copy of its order amending the budget with the County Clerk. The clerk attaches the copy to the original budget.

The Commissioner's Court, by order, may amend the budget to transfer an amount budgeted for one item to another budgeted item within the same fund without authorizing an emergency expenditure.

State Law requires counties to adopt a budget before they adopt a tax rate. The Commissioner's Court may levy taxes only in accordance with the budget. Chapter 26 of the Property Tax Code requires taxing units to comply with truth-in-taxation laws in setting their tax rates. This law has two purposes:

- to make the taxpayers more knowledgeable about tax rate proposals;
- and, in certain cases, to allow taxpayers to roll back or limit a tax increase.

### **Factors Affecting Financial Condition**

The information presented in the financial statements is perhaps best understood when it is considered from the broader perspective of the specific environment within which Williamson County operates.

**Local Economy.** Williamson County continues to be one of the fastest growing counties in the state. Since 2000, the county's population has grown by 82 percent. It is the 12<sup>th</sup> most populous county in Texas. Williamson County's growth has been fueled by its location on the I-35 corridor and close access to Austin, Texas. The county's economic base has developed to be home to many major industries, including high tech, manufacturing, healthcare and higher education. Despite the current economy nationwide, the regional economy remains relatively healthy. The county unemployment rate decreased from 7.1% in September 2011 to 5.5% in

September of this year; the rate was significantly lower than the national rate for September which decreased from 8.8% in 2011 to 7.6% this year.

Williamson County has benefited from the population growth. The county has experienced major job growth and proliferation of business and residential development. In 2012 the county ranked third in the nation for job growth. Since 2000 the job growth for the county has increased 73.8 percent. Business incentives, a low tax rate and affordable housing are major factors that have contributed to the job growth.

Several new residential housing developments throughout the county have started construction. Some of these developments are in the planning stage and are expected to break ground in 2013. Teravista broke ground in 2012 for a new section of the community. This could include 1,000 new homes. New sections are being planned to break ground in 2014. These sections are located in the Georgetown ETJ. KB homes plans to develop a master-planned community with 1019 home sites in Leander. In early 2012 Milestone Community Builders broke ground on a new luxury home community, The Reserve at Brushy Creek. The grand opening for this development was February 2013. Other developments are occurring throughout the county.

Health care options continue to increase in the county. St. David's Round Rock Medical Center has been certified a Level II Trauma Center. This means specialized medical staff and 24 hours/seven day per week accessibility are available. The facility will provide acute critical care. In February 2013, Scott and White opened an emergency hospital in Cedar Park. This hospital is a new model for handling emergency medical and inpatient care.

A key development in the City of Georgetown is currently in the planning stages, the Summit at Rivery Park is a mixed used development on the San Gabriel River. The plans include a hotel and conference center. The developer announced plans for Sheraton Hotel to build a hotel with over 200 rooms and a conference center that will handle 2,500 people. In Hutto, the East Williamson Higher Education Center broke ground in 2012. The campus is adjacent to SH 130. EWCHC is a multi-institutional teaching center providing academic program, career and technology opportunities.

Other business developments have happened in the county. Costco plans to open a new facility in Cedar Park. The project was approved by the city in late 2012. Costco will be the anchor for the Cedar Park Town Center. It is scheduled to open in 2014. Also in Cedar Park, Wal-Mart opened a new supercenter and HEB expanded and renovated several stores in Williamson County. HEB also announced a new store in Round Rock. This 120,000 square-foot store will be located on University Avenue and will create 300 jobs. Round Rock Auto is in the process of a large expansion. It is a multimillion-dollar renovation and expansion of the Toyota, Honda, and Hyundai facilities. Emerson Process Management completed their move from Austin to Round Rock in May 2012. It is now the third-largest employer in Round Rock.

Williamson County is a part of the Austin-Round Rock metropolitan area. The metropolitan area continues to be a top performer in numerous national rankings. Williamson County was ranked the second healthiest county in Texas, by the Robert Wood Johnson Foundation and the University of Wisconsin. This is the third year the county has been listed as one of the healthiest counties in Texas. In 2012, the Austin-Round Rock metro area ranked second in the Milken Institute's Best Cities Index The Milken Institute ranks US metropolitan areas by how well they are creating and sustaining jobs and economic growth. Williamson County ranked 3rd in CNN Money's "where the jobs are".

**Long-Term Financial Planning.** Williamson County continues to address safety and mobility improvements necessary to adapt to the county's growth. The 2006 Voter Approved \$228 General Obligation Road Bond projects expended approximately a total of \$55.4M this fiscal year. In 2012, there were several new and current road projects under construction such as O'Connor Boulevard Extension (\$3.2M), CR 185/New Hope Road (\$3.6M), SH 195 (\$11.2M), Ronald Reagan Phase III (\$4.5M), Ronald Reagan Phase IV (\$2.6M), and Chandler 3A (\$5.3M). Williamson County has joined with other entities to complete some of the road projects. The City of Cedar Park has a \$12.4M joint effort with the county to construct improvements to RM 1431, Brushy Creek and New Hope Road. This agreement has been fulfilled with the completion of RM 1431 and Brushy Creek. CR 185/New Hope Road is currently under construction. The City of Cedar Park had a savings of \$4.3M on the contribution and, as a result, Williamson County agreed to extend the agreement to assist in construction of other various roadway projects in Cedar Park. A joint endeavor with the City of Round Rock for Williamson County to contribute \$8M towards the construction of Kenney Fort Boulevard is close to completion. An additional collaborative effort with the Texas Department of Transportation (TxDOT) provides for safety improvements to SH 195 and to build the SH 45/O'Connor Exchange. On SH 195, Williamson County will be reimbursed 90% for the purchased right of way to include utility and relocation from Florence to IH-35. TxDOT will fund environmental, engineering design and construction of SH 195. On the SH 45 and O'Connor exchange, Williamson County contributed a portion of the estimated construction costs to TxDOT to complete the roadway.

The Pass-Through Finance Program has projects under construction to include US 79 Section 3 (\$3.8M) and US 183 Extension (\$4.3M). TxDOT will reimburse the county for these road projects after substantial completion is reached. Williamson County will receive semiannually an amount equal to \$.10 for each vehicle mile traveled. The maximum reimbursement amount from TxDOT for the entire pass through program is \$151,942,000.

2006 Certificates of Obligation and 2008 Tax Anticipation Notes have been sold to build various County facilities. In January 2012, construction began on the Emergency Services Operating Center (\$7.8m), and is estimated to be complete in Spring 2013. In the 2008 TAN, two radio tower facilities in Round Rock and Liberty Hill (\$1.4M) were under construction.

The 2006 Voter Approved \$14M General Obligation Park Bond dollars were combined with local city contributions for parks in Andice, Florence, Jarrell, Liberty Hill, Walburg, Taylor, and Thrall.

### **Relevant Financial Policies.**

**Financial Policy.** The Williamson County Commissioner's Court ensures financial stability within the County government by adopting proactive, responsible policies that allow the County to respond to growth and infrastructure needs while maintaining a high standard of County-provided services. The Financial Policy is intended as a guide for the members of Commissioner's Court in evaluating the impact of policies and funding decisions on future County services. The court will continue to act with speed in identifying early opportunities to reprioritize projects and investments and adjust strategies where necessary.

**Debt Management Policy.** This policy has been adopted to provide a conceptual framework for the issuance and management of debt. This policy recognizes the capital improvement needs of a growing County and the need to balance the taxpayer's ability to pay. The county will consider various factors before the issuance of debt and take a prudent approach.

**Fund Balance Policy.** The County has adopted a policy to maintain an appropriate level of fund balance. The level of the Unassigned Fund Balance for the General fund shall not be less than 30% of total General Fund budgeted expenditures.

**County Investment Policy.** The objectives of the County's investment policy are to match the suitability of investments to financial requirements; achieve safety of principal; maintain liquidity; diversify the portfolio by investment type, issuer and maturity sector; and to seek the highest possible yield within policy and cash flow constraints. The policy adheres to the statutory requirements of the Local Government Code 116.112(a) and /or Title X, Chapter 2256, Section 2556.005 (f) and (g) of the Texas Government Code.

The conservative fiscal stewardship and county policies contributed to the affirmation of the county's bond rating of AAA by Standard & Poor's and Fitch Ratings throughout 2012. This rating enables the county to have lower interest rates when issuing bonds resulting in substantial savings to the taxpayers.

**Special Recognition and Appreciation.** Traditionally, the Auditor's Office has recognized an individual in this report who has significantly contributed to our efforts to improve and better the business of Williamson County. In selecting this individual, we look at several criteria including the support of the Auditor's Office and the level of commitment outside their regular duties as well as the contribution itself. This year, the Auditor's Office would like to recognize Beth Jones, who currently holds the position of System and Staff Captain of Williamson County Emergency Medical Services (WCEMS) and coordinates the WCEMS System of Continuous Quality Improvement (CQI), Billing and Compliance programs. The (CQI) Program is a dynamic tool utilized by WCEMS to assure every patient care report has a clinical review addressing elements of the documentation standards and clinical practice. Special attention to electronic interfaces between patient care documentation and billing software is a priority to assure compliance with federal billing guidelines.

Beth was instrumental in the review and analysis of the previous third party billing company and with the selection of a new billing company that integrates with WCEMS's current, state of the art technology. This resulted in an increase of approximately 30% in collections in the first year alone. She is responsible for the establishment of billing guidelines, review, compliance and revision as necessary to maintain the integrity of the process. Beth also serves as the WCEMS Department liaison to the County Auditor during the annual audit process. Her dedication and professionalism has enabled WCEMS to adopt a culture of compliance from the top down. We recognize Beth Jones for her continued professional contributions to Williamson County.

#### **Awards and Acknowledgements.**

**CAFR:** The Government Finance Officers Association of the United States and Canada (GFOA) awarded a Certificate of Achievement for Excellence in Financial Reporting to Williamson County for its comprehensive annual financial report for the fiscal year ended September 30, 2011. This was the 20<sup>th</sup> consecutive year that the government has achieved this prestigious award. In order to be awarded a Certificate of Achievement, a government must publish an easily readable and efficiently organized comprehensive annual financial report. This report must satisfy both generally accepted accounting principles and applicable legal requirements. A Certificate of Achievement is valid for a period of one year only. We believe that our current comprehensive annual financial report continues to meet the Certificate of Achievement Program's requirements and we are submitting it to the GFOA to determine its

eligibility of another certificate. A copy of this report can be found on the County website at [www.wilco.org](http://www.wilco.org).

**PAFR:** The Government Finance Officers Association of the United States and Canada (GFOA) has given an Award for Outstanding Achievement in Popular Annual Financial Reporting to Williamson County for its Popular Annual Financial Report for the fiscal year ended September 30, 2011. The Award for Outstanding Achievement in Popular Annual Financial Reporting is a prestigious national award recognizing conformance with the highest standards for preparation of state and local government popular reports. In order to receive an Award for Outstanding Achievement in Popular Annual Financial Reporting, a government unit must publish a Popular Annual Financial Report, whose contents conform to program standards of creativity, presentation, understandability and reader appeal. An Award for Outstanding Achievement in Popular Annual Financial Reporting is valid for a period of one year only. We believe our current report continues to conform to the Popular Annual Financial Reporting requirements, and we are submitting it to GFOA. A copy of this report can be found on the County website at [www.wilco.org](http://www.wilco.org).

This report is possible because of the efficient and dedicated service of the entire staff of the Auditor's office and the audit team of Weaver and Tidwell, L.L.P. I would like to express my appreciation to all members of the department who contributed to the preparation of this report. In addition, I would like to express my appreciation to the Commissioner's Court, the Audit Committee and to the District Judges for their interest and continued support and for the responsive and progressive manner in which they support the financial position and operations of the County. Also, my gratitude goes to all elected officials and employees concerning all matters related to the operation of this office during the past year and for their efforts toward improving County business.

Respectfully submitted,

A handwritten signature in black ink that reads "David U. Flores". The signature is written in a cursive, flowing style.

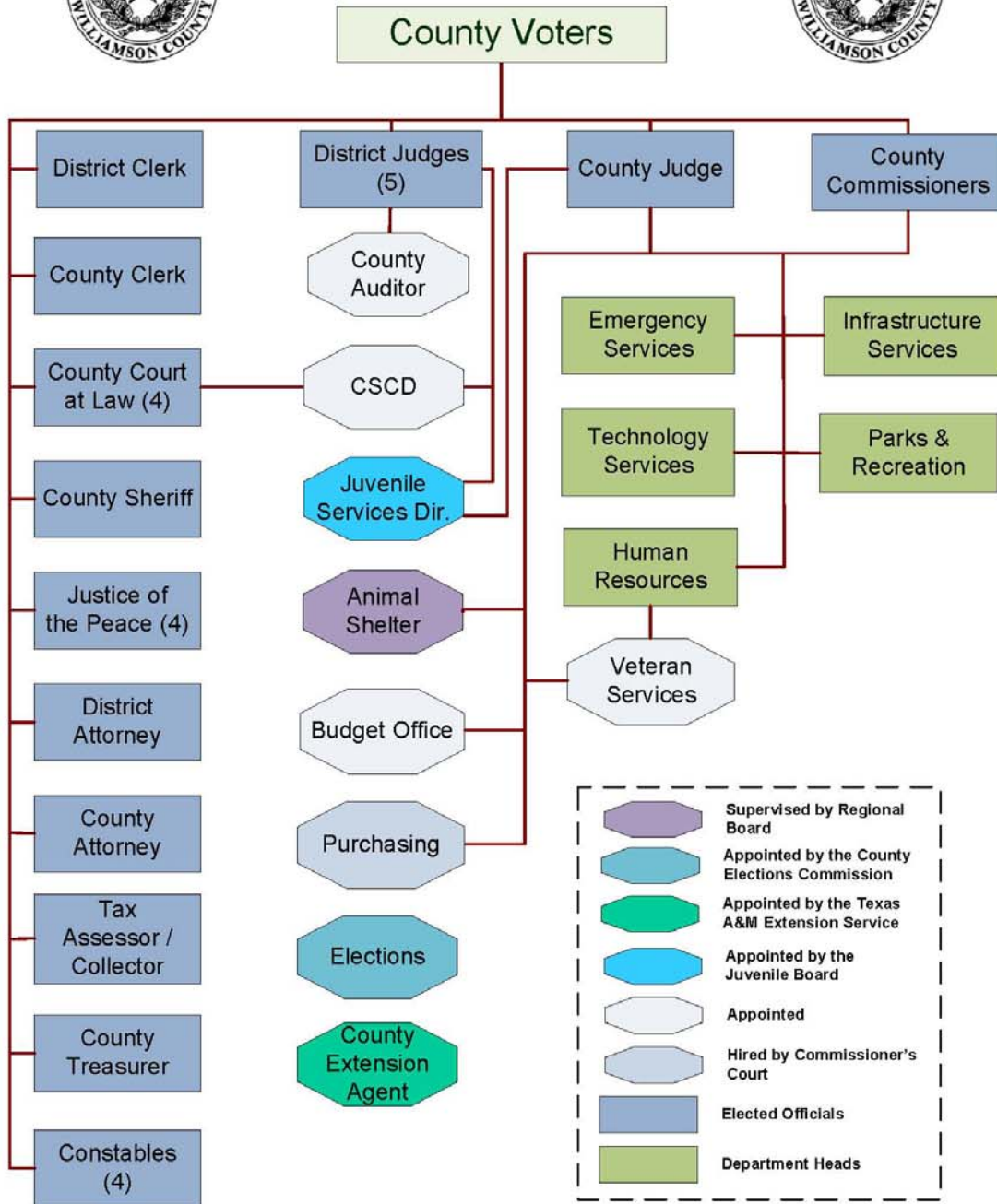
David U. Flores  
County Auditor

# Williamson County, Texas Officials

Title	Name
Judge, 368th Judicial District Court	Burt Carnes
Judge, 26th Judicial District Court	Billy R. Stubblefield
Judge, 277th Judicial District Court	Ken Anderson
Judge, 395th Judicial District Court	Michael Jergins
Judge, 425th Judicial District Court	Mark J. Silverstone
County Auditor	David U. Flores
County Judge	Dan A. Gattis
Commissioner, Precinct 1	Lisa Birkman
Commissioner, Precinct 2	Cynthia Long
Commissioner, Precinct 3	Valerie Covey
Commissioner, Precinct 4	Ron Morrison
Constable, Precinct 1	Robert Chody
Constable, Precinct 2	Rick Coffman
Constable, Precinct 3	Bobby Gutierrez
Constable, Precinct 4	Marty Ruble
County Clerk	Nancy Rister
Judge, County Court at Law #1	Suzanne Brooks
Judge, County Court at Law #2	Tim Wright
Judge, County Court at Law #3	Doug Arnold
Judge, County Court at Law #4	John McMaster
District Attorney	John Bradley
District Clerk	Lisa David
Justice of the Peace, Precinct 1	Dain Johnson
Justice of the Peace, Precinct 2	Edna Staudt
Justice of the Peace, Precinct 3	Steve Benton
Justice of the Peace, Precinct 4	Judy S. Hobbs
County Attorney	Jana Duty
Sheriff	James Wilson
Tax Assessor/Collector	Deborah Hunt
County Treasurer	Vivian Wood
Budget Officer	Ashlie Blaylock
Senior Director of Emergency Services	John Sneed
Elections Administrator	Rick Barron
Senior Director of Human Resources	Lisa Zirkle
Senior Director of Technology Services	Jay Schade
Senior Director of Infrastructure	Robert Daigh
Senior Director of Parks and Recreation	Randy Bell
Purchasing Agent	Robert E. Space
Director of Veterans Services	Donna Harrell
CSCD Director	Steve Morrison
County Extension Service Agent	Dustin Coufal
Juvenile Services Director	Scott Matthew
Animal Services Director	Cheryl Schneider



# Organizational Chart



As of December 01, 2009



# Certificate of Achievement for Excellence in Financial Reporting

Presented to

Williamson County  
Texas

For its Comprehensive Annual  
Financial Report  
for the Fiscal Year Ended  
September 30, 2011

A Certificate of Achievement for Excellence in Financial Reporting is presented by the Government Finance Officers Association of the United States and Canada to government units and public employee retirement systems whose comprehensive annual financial reports (CAFRs) achieve the highest standards in government accounting and financial reporting.



*Christopher P. Moville*

President

*Jeffrey R. Emer*

Executive Director

## **FINANCIAL SECTION**



## INDEPENDENT AUDITOR'S REPORT

To the Honorable County Judge,  
and County Commissioners  
Williamson County, Texas

We have audited the accompanying financial statements of the governmental activities, each major fund and the aggregate remaining fund information of Williamson County, Texas (the County) as of and for the year ended September 30, 2012 which collectively comprise the County's basic financial statements as listed in the table of contents. These financial statements are the responsibility of the County's management. Our responsibility is to express opinions on these financial statements based on our audit.

We conducted our audit in accordance with auditing standards generally accepted in the United States of America and the standards applicable to financial audits contained in *Government Auditing Standards*, issued by the Comptroller General of the United States. Those standards require that we plan and perform the audit to obtain reasonable assurance about whether the financial statements are free of material misstatement. An audit includes examining, on a test basis, evidence supporting the amounts and disclosures in the financial statements. An audit also includes assessing the accounting principles used and significant estimates made by management, as well as evaluating the overall financial statement presentation. We believe that our audit provides a reasonable basis for our opinions.

In our opinion, the financial statements referred to above present fairly, in all material respects, the respective financial position of the governmental activities, each major fund, and the aggregate remaining fund information of the County as of September 30, 2012, and the respective changes in financial position, and, where applicable, cash flows thereof and the respective budgetary comparison for the General Fund and Special Road and Bridge Fund for the year then ended in conformity with accounting principles generally accepted in the United States of America.

In accordance with *Government Auditing Standards*, we have also issued our report dated March 22, 2013, on our consideration of the County's internal control over financial reporting and our tests of its compliance with certain provisions of laws, regulations, contracts and grant agreements and other matters. The purpose of that report is to describe the scope of our testing of internal control of financial reporting and compliance and the results of that testing, and not to provide an opinion on the internal control over financial reporting or on compliance. That report is an integral part of an audit performed in accordance with *Government Auditing Standards* and should be considered in assessing the results of our audit.

Williamson County, Texas  
March 22, 2013

Page 2

Accounting principles generally accepted in the United States of America require that the management's discussion and analysis on pages 3 through 15 be presented to supplement the basic financial statements. Such information, although not a part of the basic financial statements, is required by the Governmental Accounting Standards Board, who considers it to be an essential part of financial reporting for placing the basic financial statements in an appropriate operational, economic, or historical context. We have applied certain limited procedures to the required supplementary information in accordance with auditing standards generally accepted in the United States of America, which consisted of inquiries of management about the methods of preparing the information and comparing the information for consistency with management's responses to our inquiries, the basic financial statements, and other knowledge we obtained during our audit of the basic financial statements. We do not express an opinion or provide any assurance on the information because the limited procedures do not provide us with sufficient evidence to express an opinion or provide any assurance.

Our audit was conducted for the purpose of forming opinions on the financial statements that collectively comprise the County's basic financial statements as a whole. The introductory section, combining and individual nonmajor fund financial statements and schedules, and statistical section, are presented for purposes of additional analysis and are not a required part of the basic financial statements. The accompanying schedule of expenditures of federal and state awards is presented for the purposes of additional analysis as required by the U.S. Office of Management and Budget Circular A-133, *Audits of States, Local Governments, and Non-profit Organizations*, and is also not a required part of the financial statements. The combining and individual nonmajor fund financial statements and schedules, and the schedule of expenditures of federal and state awards are the responsibility of management and were derived from and relate directly to the underlying accounting and other records used to prepare the financial statements. The information has been subjected to the auditing procedures applied in the audit of the financial statements and certain additional procedures, including comparing and reconciling such information directly to the underlying accounting and other records used to prepare the financial statements or to the financial statements themselves, and other additional procedures in accordance with auditing standards generally accepted in the United States of America. In our opinion, the information is fairly stated in all material respects in relation to the financial statements as a whole. The introductory and statistical sections have not been subjected to the auditing procedures applied in the audit of the basic financial statements and, accordingly, we do not express an opinion or provide any assurance on them.

*Weaver and Tidwell, L.L.P.*

WEAVER AND TIDWELL, L.L.P.

Houston, Texas  
March 22, 2013

**MANAGEMENT'S  
DISCUSSION AND ANALYSIS**

## Management's Discussion and Analysis

As management of Williamson County, we offer readers of the Williamson County financial statements this narrative overview and analysis of the financial activities of Williamson County for the fiscal year ended September 30, 2012. We encourage readers to consider the information presented here in conjunction with additional information that we have furnished in our letter of transmittal, which can be found on pages i – vii of this report.

This is the ninth year Williamson County is presenting financial information in the new reporting format required by Governmental Accounting Standards Board (GASB) Statement 34.

### Financial Highlights

- The assets of Williamson County exceeded its liabilities at the close of the most recent fiscal year by \$206,571,603.
- Restricted net assets of \$39.0 million are funds set aside for specific purposes such as: road and bridge, capital projects, debt service and tobacco funds.
- As of the close of the current fiscal year, Williamson County's governmental funds reported combined ending fund balances of \$365.2 million.
- The unassigned fund balance for the General Fund was \$73.8 million, or 63.0% of total General Fund expenditures, up from 61.5% last year. The major factors of the increase in fund balance are explained later in the analysis.
- The County issued two Limited Tax Refunding Bonds \$36.6 million and \$140.6 million, respectively. Also, \$10 million of Pass-Through Toll Revenue and Limited Tax Bonds were issued to manage the improvement of state highways in the County.

### Overview of the Financial Statements

This discussion and analysis is intended to serve as an introduction to Williamson County's basic financial statements. The County's basic financial statements comprise three components: 1) government-wide financial statements 2) fund financial statements and 3) notes to the financial statements. This report also contains other supplementary information in addition to the basic financial statements themselves.

**Government-Wide Financial Statements.** The government-wide financial statements are designed to provide readers with a broad overview of Williamson County's finances in a manner similar to a private-sector business.

The statement of net assets presents information on all of the County's assets and liabilities, with the difference between the two reported as net assets. Over time, increases or decreases in net assets may serve as a useful indicator of whether the financial position of Williamson County is improving or deteriorating.

The statement of activities presents information showing how the County's net assets changed during the most recent fiscal year. All changes in net assets are reported as soon as the underlying event giving rise to the change occurs, regardless of the timing of related cash flows. Thus, revenues and expenses are reported in this statement for some items that will only result in cash flows in future fiscal periods (e.g., uncollected taxes, debt payments, and earned but unused vacation leave).

In the Statement of Net Assets and the Statement of Activities, the County presents information of the primary government (governmental activities):

**Governmental Activities** – Most of the County's basic services are reported here such as public safety, parks and recreation, and community services. Property taxes finance most of these activities.

The government-wide financial statements can be found on pages 16 – 17 of this report.

**Fund Financial Statements.** A fund is a grouping of related accounts that is used to maintain control over resources that have been segregated for specific activities or objectives. The County, like other state and local governments, uses fund accounting to ensure and demonstrate compliance with finance-related legal requirements. All of the funds of the County can be divided into three categories: governmental funds, proprietary funds, and fiduciary funds.

**Governmental Funds.** Governmental funds are used to account for essentially the same functions reported as governmental activities in the government-wide financial statements. However, unlike the government-wide financial statements, governmental fund financial statements focus on near-term inflows and outflows of available resources, as well as on balances of unencumbered resources available at the end of the fiscal year. Such information may be useful in evaluating a government's near-term financing requirements.

Because the focus of governmental funds is narrower than government-wide financial statements, it is useful to compare the information presented for governmental funds with similar information presented for governmental activities in the government-wide financial statements. By doing so, readers may better understand the long-term impact of the government's near-term financing decisions. Both the governmental fund balance sheet and the governmental fund statement of revenues, expenditures, and changes in fund balances provide a reconciliation to facilitate this comparison between governmental funds and governmental activities.

Williamson County maintains 48 individual governmental funds. Information is presented separately in the governmental fund balance sheet and in the governmental fund statements of revenues, expenditures, and changes in fund balances for the General Fund, Special Road and Bridge Fund, Debt Service Fund, Capital Project Fund, and Pass-through Funding Program, all of which are considered to be major funds. Data from the other 43 governmental funds are combined into a single, aggregated presentation. Individual fund data for each of these non-major governmental funds is provided in the form of combining statements elsewhere in this report.

Williamson County adopts an annual appropriated budget for its General Fund, certain Special Revenue Funds, and the Debt Service Fund. Budgetary comparison statements have been provided for the General Fund and Special Road and Bridge Fund to demonstrate compliance with these budgets.

The basic governmental fund financial statements can be found on pages 18 – 23 of this report.

**Proprietary Funds.** The only type of proprietary fund that Williamson County maintains is Internal Service Funds which are an accounting device used to accumulate and allocate costs internally among the County's various functions. Williamson County uses two Internal Service Funds to account for the Fleet Maintenance Fund and the Benefits Fund. Because both of these services predominantly benefit governmental they have been included within governmental activities in the government-wide financial statements.

The proprietary fund financial statements provide separate information for the Fleet Maintenance Fund and the Benefits Fund. Both Internal Service Funds are combined into a single, aggregated presentation in the proprietary fund financial statements. Individual fund data for the Internal Service Funds is provided in the form of combining statements elsewhere in the report.

The basic proprietary fund financial statements can be found on pages 24 – 26 of this report.

**Fiduciary Funds.** Fiduciary funds are used to account for resources held for the benefit of parties outside the County. Fiduciary funds are *not* reflected in the government-wide financial statement because the resources of those funds are *not* available to support Williamson County's own programs. The accounting used for fiduciary funds is similar to that used for proprietary funds.

The basic fiduciary fund financial statements can be found on pages 27 – 28 of this report.

**Notes to the Financial Statements.** The notes provide additional information that is essential to a full understanding of the data provided in the government-wide and fund financial statements. The notes to the financial statements can be found on pages 29 – 67 of this report.

The combining statements referred to earlier in connection with non-major governmental funds and Internal Service Funds are presented immediately following the notes to the financial statements. Combining and individual fund statements and schedules can be found on pages 68 – 124 of this report.

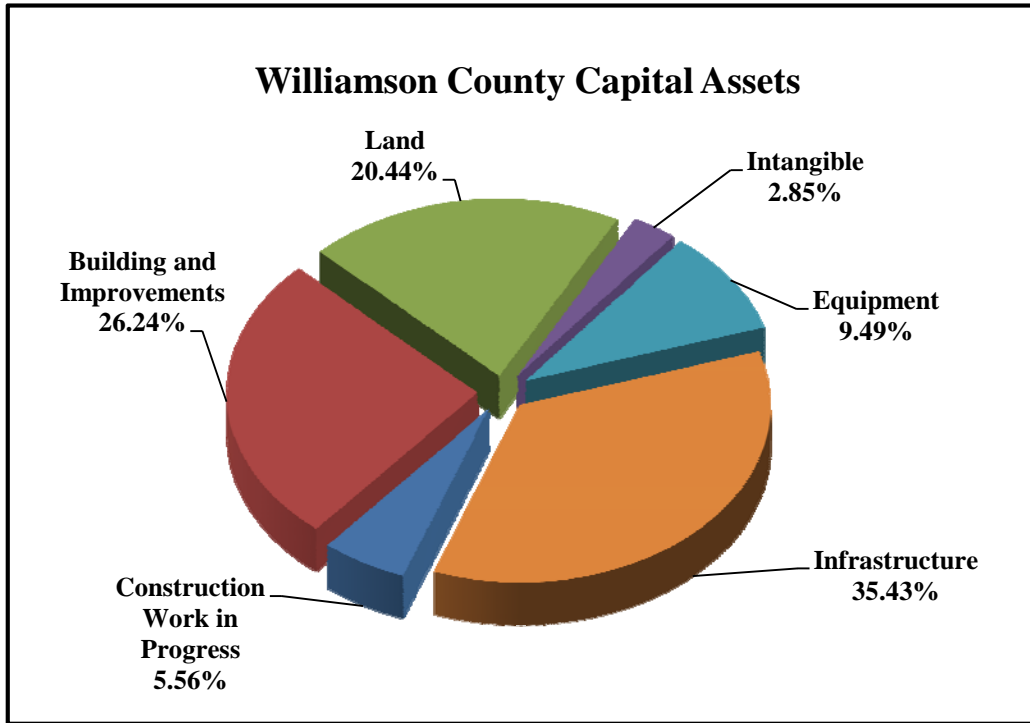


## Financial Analysis of Government-Wide Statements

### Summary of Statement of Net Assets

	<b>Primary Government</b>	
	<b>Governmental Activities</b>	
	<u><b>2012</b></u>	<u><b>2011</b></u>
Current assets and other assets	\$ 614,183,647	\$ 648,025,112
Capital assets	474,631,915	454,850,142
<b>Total assets</b>	<u>1,088,815,562</u>	<u>1,102,875,254</u>
Current liabilities	\$ 27,416,252	\$ 27,324,296
Noncurrent liabilities	854,828,707	868,898,278
<b>Total liabilities</b>	<u>882,244,959</u>	<u>896,222,574</u>
Net assets:		
Invested in capital assets, net of related debt	\$ 206,599,134	\$ 210,678,161
Restricted	38,938,961	45,121,020
Unrestricted	(38,966,492)	(49,146,501)
<b>Total net assets</b>	<u>\$ 206,571,603</u>	<u>\$ 206,652,680</u>

Total net assets decreased by \$81 thousand compared to 2011. This decrease is due to several factors. Deferred Contributions have increased due to the construction of several projects that will be contributed upon completion to other government entities. Williams Drive will be maintained by the City of Georgetown and US 79 Business (2nd Street) will transfer to the City of Taylor upon completion. Interest rates for bonds continued to drop during 2012. This is offset by increased expenditures in the Road and Bridge and Capital Projects Fund. The county took advantage of these rates by issuing refunding bonds which will save the county millions of dollars in interest.



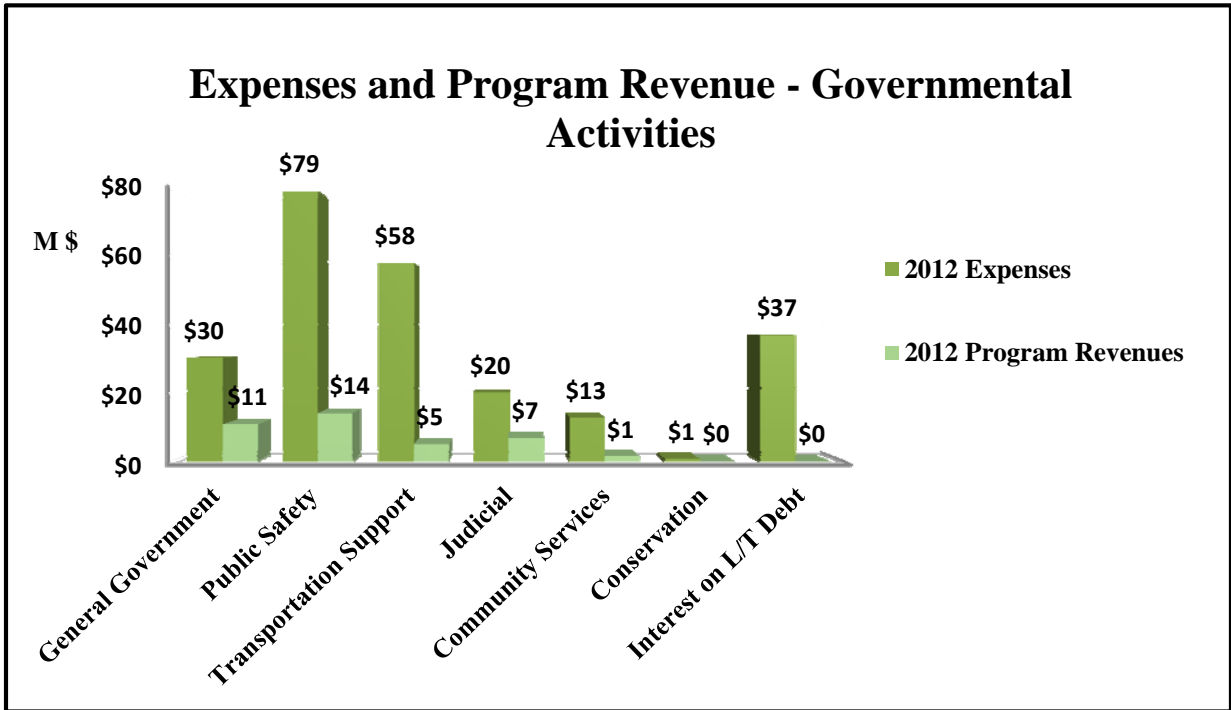
A portion of the County's assets (\$474.6 million) reflects investment in capital assets (e.g., land, buildings, infrastructure, machinery, and equipment). Williamson County uses these capital assets to provide services to citizens; consequently, these assets are not available for future spending. It should be noted that the resources needed to repay the debt associated with these capital assets must be provided from other sources, since the capital assets themselves cannot be used to liquidate these liabilities.

However, the investment in capital assets does not necessarily correlate directly with changes in capital assets as a whole. Many road projects, once completed, are contributed to the local entity involved thus removing the asset from the County's books. In 1999, County Commissioners recognized the need to address transportation needs in the County. Discussions with local and state governments and community leaders led to the development of a Multi-Corridor Plan. Since 2000, in order to facilitate economic growth and to increase the quality of life, the County started responsibly issuing road bonds to address road improvements countywide. As road projects are completed, ownership of many of the new roads is transferred to the appropriate local entity. This plan has benefited the county over the years making travel faster and safer throughout the county.

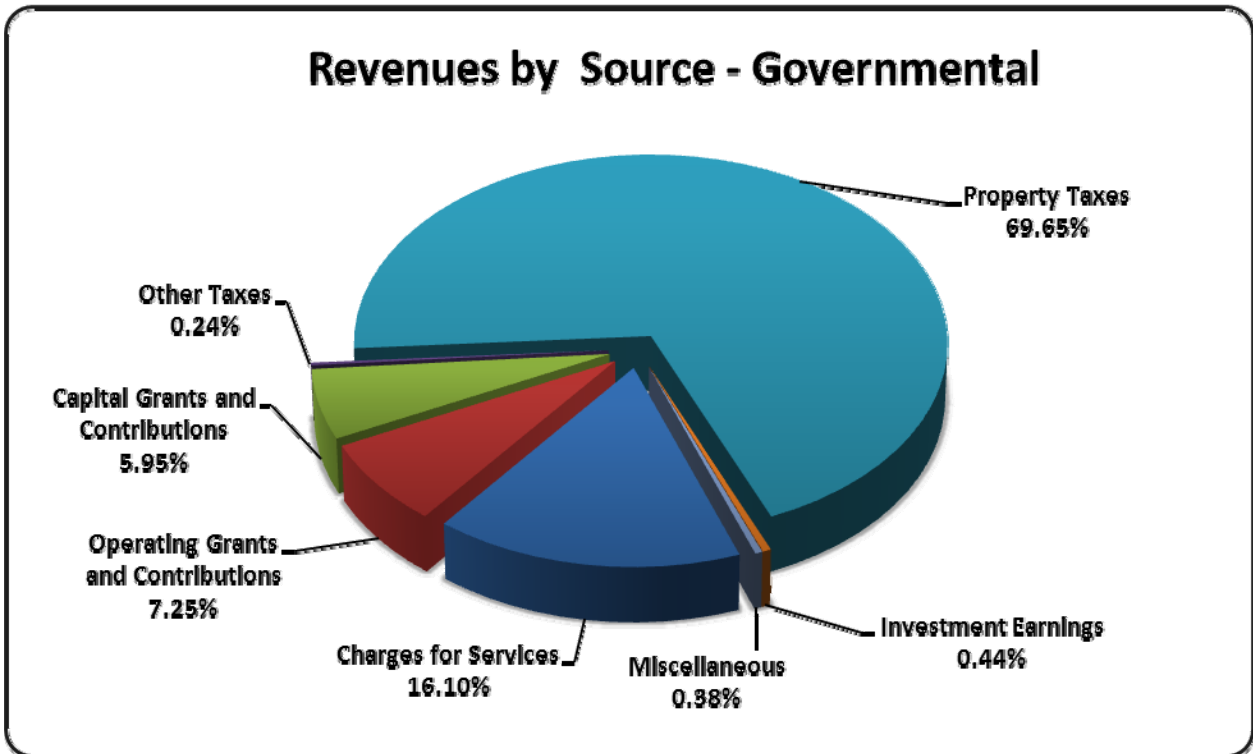
**Williamson County's Statement of Changes in Net Assets**

	<b>Primary Government</b>	
	<b>Governmental</b>	<b>Governmental</b>
	<b>Activities</b>	<b>Activities</b>
	<b>2012</b>	<b>2011</b>
<b>REVENUES</b>		
Program revenues:		
Charges for services	\$ 38,466,788	\$ 37,087,120
Operating grants and contributions	17,329,641	20,693,428
Capital grants and contributions	14,209,320	35,698,166
General revenues:		
Property taxes	166,427,828	163,908,111
Other taxes	561,950	594,840
Investment earnings	1,048,743	2,149,871
Miscellaneous	913,672	738,701
Total revenues	<u>238,957,942</u>	<u>260,870,237</u>
<b>EXPENSES</b>		
General government	30,302,088	28,267,782
Public safety	79,174,507	78,208,556
Transportation support	58,930,917	65,354,413
Judicial	20,150,173	19,997,874
Community services	12,808,543	11,714,612
Interest on long-term debt	36,995,878	37,591,938
Conservation	676,913	247,844
Total expenses	<u>239,039,019</u>	<u>241,383,019</u>
<b>CHANGE IN NET ASSETS</b>	(81,077)	19,487,218
<b>NET ASSETS, BEGINNING</b>	<u>206,652,680</u>	<u>187,165,462</u>
<b>NET ASSETS, ENDING</b>	<u>\$ 206,571,603</u>	<u>\$ 206,652,680</u>

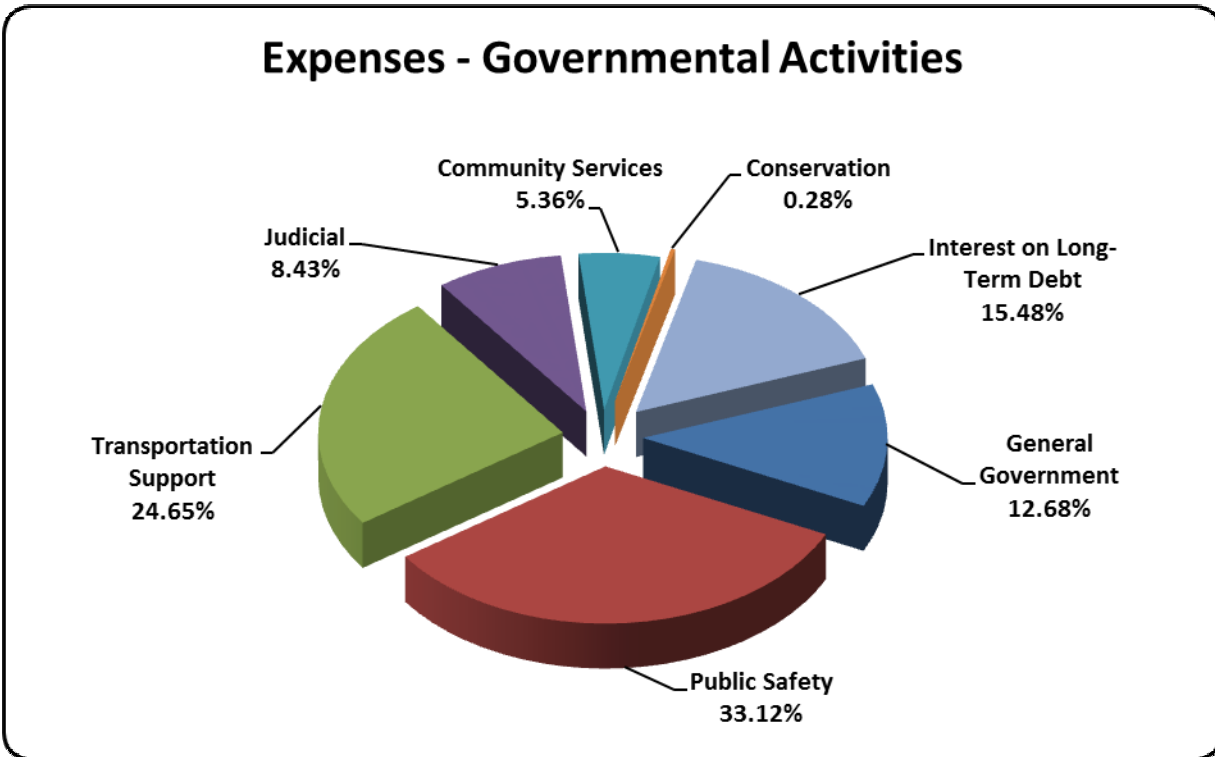
Property taxes are collected to support government activity for the primary government. Property tax revenues increased \$2.5 million from the last fiscal year. The total property taxes collected was \$166.4 million for the year. For 2012, tax rates slightly decreased from 2011, however, property values increased slightly resulting in a 1.2% increase in revenues including new improvement gains.



The chart above compares expenses and direct revenues associated with like county services. The pie chart below includes other revenues, i.e. tax collections that are not tied to individual services provided by the county.



The pie chart below breaks out all expenses by type of service provided by the county.



### Financial Analysis of the Governmental Funds

As noted earlier, Williamson County uses fund accounting to ensure and demonstrate compliance with finance-related legal requirements.

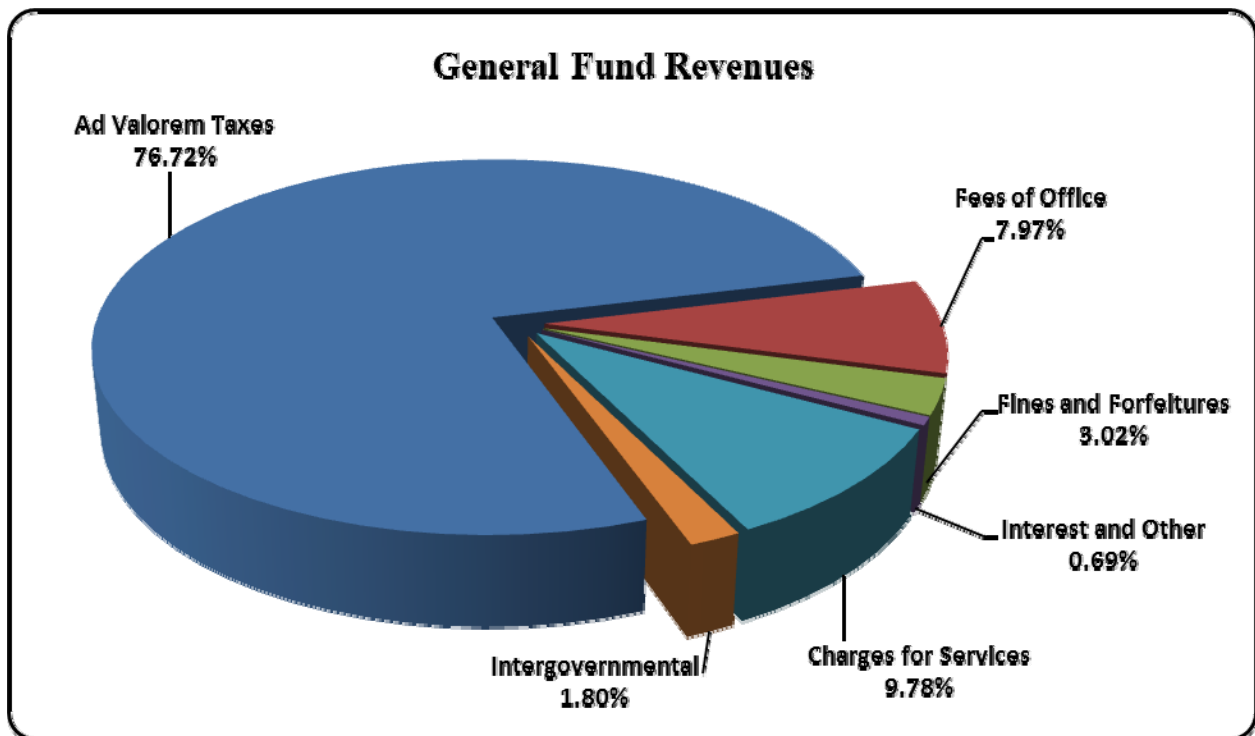
**Governmental Funds.** The focus of this section is to provide information on near-term inflows, outflows, and balances of spendable resources. Such information is useful in assessing Williamson County’s financing requirements. In particular, the unreserved fund balance may serve as a useful measure of a government’s net resources available for spending at the end of the fiscal year.

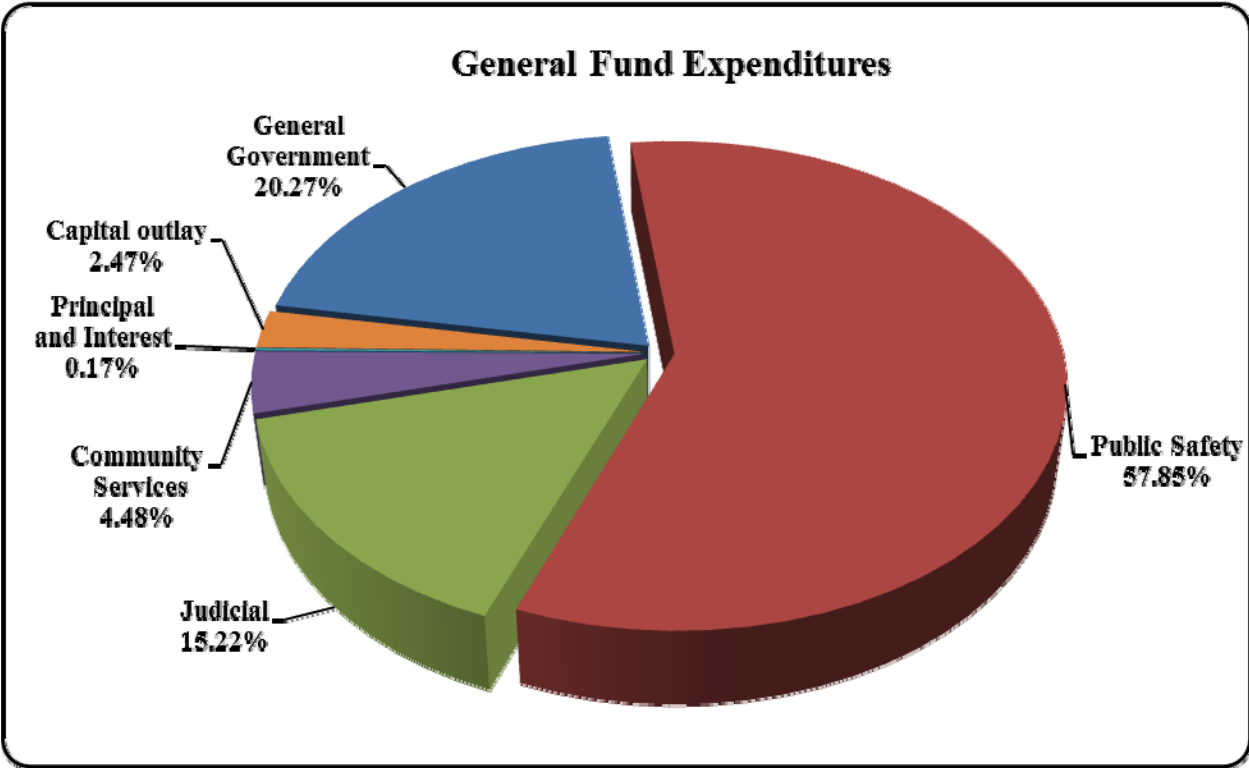
As of the current fiscal year end, Williamson County’s governmental funds reported combined ending fund balances of \$365.2 million, a decrease of \$55.6 million compared to the prior year. This decrease is primarily driven by increased spending for county road projects. \$1.55 million of the fund balance is nonspendable. The majority of the nonspendable amount is due to investments in capital leases. The County is a lessor in capital lease agreements for the Williamson County Children’s Advocacy Center building and for emergency radio equipment leased to various local governmental entities. \$289.8 million of the fund balance is restricted and committed. This means that these funds are earmarked for specific purposes that have been either imposed by state legislation or by formal action taken by commissioner’s court. The remaining balance is unassigned and can be used for any purpose.

**General Fund.** The General Fund is the chief operating fund of the County. At the end of the current fiscal year, total fund balance of the General Fund was \$74.9 million with a \$1.1 million nonspendable fund balance for investment in capital leases and prepaid expenses. As a measure of the General Fund's liquidity, it is useful to compare both unreserved fund balance and total fund balance to total fund expenditures. Unassigned fund balance for 2012 represents 63.0% of total General Fund expenditures. This significant fund balance to total expenditure ratio indicates a healthy financial position. The County has adopted a policy to maintain an appropriate level of unreserved General Fund balance to protect against a reduction of services due to temporary revenue shortfalls or unexpected one-time expenditures. A Fund Balance Policy adopted by the Commissioner's Court in 2009 states that the level shall not be less than 30% of total General Fund budgeted expenditures.

The fund balance of Williamson County's General Fund has increased by 7.3% during the current fiscal year. Tax revenues were up slightly (\$1.2 million). In addition Fees of Office increased \$1.1 million. This increase is due to several factors. The County Clerk's Office showed a volume increase in legal filings and the District Clerk's Office increased efforts to collect fees on criminal cases. 2012 expenditures savings resulted in a higher fund balance. Employee vacancies and turnover account for a savings of \$920 thousand from budgeted salary cost projections. Also, conservative spending across many departments including public safety and general government resulted in lower than budgeted operational costs. The total decrease of expenditures from budgeted amounts allowed for an almost \$4.8 million increase to the fund balance in the general fund beyond the budgeted amount.

General Fund revenues and expenditures are graphically depicted below.





The continuation of the County’s cost containing policies helped to facilitate budget surpluses in many other departments, as well. For example, the budget order does not allow transfers of dollars designated for salaries and fringe benefits to other expenditure accounts. These policies result in budgeted surpluses at the fiscal year-end thus increasing the year-end fund balance.

**Long-Term Debt.** As of the end of the year, the County had total bonded debt outstanding of \$809.0 million, a decrease of \$24.4 million from the prior year. To take advantage of the low interest rates the county had several opportunities to refund bonds, saving millions of dollars in future debt servicing. In November 2011, the County issued \$36.5 million Limited Tax Refunding Bonds. The refunding lowered the debt service payments \$2.7 million over the next 10 years. In March 2012, the County issued \$140.6 million of Limited Tax Refunding Bonds. The refunding decreased total debt service payments \$18.6 million over the next 18 years. The refunding was to advance refund a portion of existing debt and pay costs associated with issuing the bonds. In March 2012, Avery Ranch, the County’s blended component unit issued \$7.5 million of Unlimited Tax Refunding Bonds. The refunding decreased tot debt service payments \$966 thousand over the next 13 years. The County issued \$10 million of Revenue and Limited Tax Bonds for the County Pass-Through Finance Program. The bonds will be used for road construction of state highways in the County. The debt is backed by the full faith and credit of the County. However, the \$10 million bonds Pass-Through Bonds is payable first from the revenues received from the Texas Department of Transportation pursuant to the agreement between the County and TxDOT.

Additional information on Williamson County’s long-term debt can be found in NOTE 10 on pages 53 - 60 of this report.

**Debt Service Fund.** The total fund balance at year end is \$9.4 million, all of which is restricted for the payment of debt service. This balance reflects a current year net decrease of \$8.3 million. The decrease was primarily due to the use of capitalized interest received in FY2009 from the issuance of the 2009 Pass-Through Bonds. Capitalized interest allows payments on the debt in the initial phases of construction prior to reimbursement by TxDOT. These monies will be transferred to the debt service fund to pay for the Pass-Through Bonds. Also contributing to the decrease of fund balance was a payment for the 2008 Tax Anticipation Notes reflecting a commitment by Commissioner's Court to pay for that particular \$10 million bond issuance out of fund balance of the Debt Service Fund.

The County's continued investment in infrastructure has resulted in substantial growth of the tax base. In 2006, County management pledged to the citizens a stabilization of the portion of the tax rate supporting debt service. The current fund balance is sufficient to maintain this goal while continuing to address the needs of the County.

Additional information on Williamson County's long-term debt can be found in NOTE 10 on pages 53 – 60 of this report.

**Capital Projects Fund.** The Capital Projects Fund has a total fund balance of \$110.9 million which is a decrease from FY 2011 of \$62.2 million. The primary driver behind the decrease to fund balance is increased road construction expenditures in FY2012. Interest earnings continue to decline due to both the decrease in fund balance and lower interest rates. Total expenditures from the Capital Projects Fund were \$79.8 million with capital outlay expenditures accounting for \$29.7 million. The county spent \$55.4 million from the 2006 voter-approved \$228 million General Obligation Road Bonds. The major construction expenditures during the year include \$5.3 million on Chandler 3A, \$7.1 million on Ronald Reagan Phase III and IV, \$11.2 million for SH 195 and \$7.8 million for the Emergency Services Operation Center. In 2012, TxDOT and the county executed another Pass-Through Toll agreement. The project is a \$20 million dollar project to improve I-35 frontage road and ramps from Westinghouse Road and SH 29.

**Capital Assets.** Williamson County's investment in capital assets as of September 30, 2012 amounts to \$474.6 million (net of accumulated depreciation). This investment includes land, buildings, system improvements, machinery and equipment, park facilities, roads, highways, and bridges.

Major capital asset additions during the current fiscal year include the following:

- O'Connor Blvd. Extension
- Cobb Cavern Conservation Easement
- Forest Creek Subdivision Section 37
- Star Ranch Subdivision Section 7 Phase 1 A
- Records Management System Software
- Parkside at Mayfield Ranch Subdivision Section 5A
- SW Regional Park Office Building

Additional information on Williamson County's capital assets can be found in NOTE 7 on pages 49 – 50 of this report.



**Special Road and Bridge Fund.** The Special Road and Bridge Fund has a total fund balance of \$11.2 million, with a net decrease of \$1.0 million. The decrease is primarily due to increased county road maintenance and improvement projects. The County is phasing in a plan to increase funding for maintaining and improving county roads. The Road & Bridge tax rate remained the same in 2012 as in 2011 at \$.03/\$100 of value. In FY 2013, the county adopted a tax rate of \$.04/100. The additional penny will bring an additional \$3 million of property tax revenue. This additional funding is the first phase to increase the funding for maintaining county roads.

**Proprietary Funds.** Proprietary funds are made up of two Internal Service Funds which include the Fleet Service Fund and the Benefits Fund.

### **Economic Factors and Next Year's Budgets and Rates**

**Economic Conditions.** Williamson County's population growth has been driven by its location in Central Texas. The population boom has attributed to housing demands and job growth. Low tax rates, affordable housing and business incentives are major factors that have contributed to the County's growth. While not immune from the effects of the economic downturn, the county continues to recover at an above-average pace. The economy continues to diversify, with unemployment rates below state and national averages. However, the county has seen significant declines in interest earnings on investments coupled with increased demand for services in the areas of law enforcement, emergency services, indigent health care and legal defense.

The taxable assessed valuation (TAV) growth has been solid, spurred by affordable home prices and ample developable land, which until recently, was fueling property tax revenue growth. A modest increase of 1% TAV was recorded in fiscal 2012. In 2013 TAV is expected to remain the same. Property tax revenue collections remain consistent with historic levels. The average collection rate is 99.84%.

The economic base has grown significantly; substantial population gains and residential development have resulted in the expansion of retail, higher education, and the healthcare sector. Williamson County also benefits from a number of large high technology (high tech) firms located within the area, including the corporate headquarters of Dell Computers. The county has experienced growth in retail and manufacturing sectors as well. Emerson Process Management completed their move from Austin to Round Rock in May 2012. Other business developments have happened in the county during 2012. Wal-mart and HEB have opened or renovated locations within the county. While there has been some recent contraction in high tech manufacturing, county and regional unemployment remains below state and national averages.

**Unemployment.** September 2012 unemployment rate for Williamson County was 5.5%, which is a decrease from the rate of 7.1% a year ago. This compares favorably to the state's unemployment rate of 6.3% and the national rate of 7.6%.

All of these factors were considered in preparing Williamson County's budget for FY 2013.

## **Requests for Information**

This financial report is designed to provide a general overview of Williamson County's finances for all those with an interest in its finances. Questions concerning any of the information provided in this report or requests for additional financial information should be addressed to the following:

Office of the County Auditor  
710 S. Main Street, Suite 301  
Georgetown, Texas 78626  
[jkiley@wilco.org](mailto:jkiley@wilco.org)

## **BASIC FINANCIAL STATEMENTS**

**WILLIAMSON COUNTY, TEXAS  
STATEMENT OF NET ASSETS  
SEPTEMBER 30, 2012**

	<b>Primary Government</b>
	<b>Governmental Activities</b>
<b>ASSETS</b>	
Cash and investments	\$ 249,769,802
Accounts receivable (net of allowance)	8,226,437
Due from other governments	149,513,530
Inventories	604,288
Prepaid items	251,197
Deferred contributions	196,616,710
Investment in lease	1,092,382
Deferred charges	7,590,401
Net pension asset	518,900
Capital assets	
Land	130,349,661
Intangible	18,152,113
Buildings and improvements	167,335,353
Infrastructure	225,988,486
Equipment	60,556,197
Construction in progress	35,438,368
Less: accumulated depreciation	(163,188,263)
<b>Total capital assets</b>	<b>474,631,915</b>
<b>Total assets</b>	<b>1,088,815,562</b>
<b>LIABILITIES</b>	
Accounts payable	14,145,127
Accrued liabilities	5,031,369
Due to other governments	2,146,373
Unearned revenues	1,495,032
Accrued interest	4,598,351
Noncurrent liabilities	
Due within one year	38,399,184
Due in more than one year	816,428,523
<b>Total liabilities</b>	<b>882,243,959</b>
<b>NET ASSETS</b>	
Invested in capital assets, net of related debt	206,599,134
Restricted for	
Debt service	6,253,224
Road and bridge	12,268,021
Tobacco fund	3,930,484
Records management	3,686,605
Public safety	2,378,585
State and federal programs	10,422,042
Unrestricted	(38,966,492)
<b>Total net assets</b>	<b>\$ 206,571,603</b>

The Notes to the Basic Financial Statements are an integral part of this statement.

**WILLIAMSON COUNTY, TEXAS  
STATEMENT OF ACTIVITIES  
YEAR ENDED SEPTEMBER 30, 2012**

<u>Functions/Programs</u>	<u>Expenses</u>	<u>Program Revenues</u>			<u>Net (Expense) Revenue and Changes in Net Assets</u>
		<u>Charges for Services</u>	<u>Operating Grants and Contributions</u>	<u>Capital Grants and Contributions</u>	<u>Primary Governmental Activities</u>
Primary government					
Governmental activities:					
General government	\$ 30,302,088	\$ 10,862,040	\$ 24,874	\$ -	\$ (19,415,174)
Public safety	79,174,507	14,108,707	327,309	-	(64,738,491)
Transportation support	58,930,917	5,111,192	15,022,727	14,209,320	(24,587,678)
Judicial	20,150,173	6,924,358	185,333	-	(13,040,482)
Community services	12,808,543	1,460,491	347,825	-	(11,000,227)
Conservation	676,913	-	1,421,573	-	744,660
Interest on long-term debt	36,995,878	-	-	-	(36,995,878)
 Total primary government	 <u>\$ 239,039,019</u>	 <u>\$ 38,466,788</u>	 <u>\$ 17,329,641</u>	 <u>\$ 14,209,320</u>	 (169,033,270)
General revenues					
Taxes:					
Property taxes, levied for general purposes					97,647,471
Property taxes, levied for farm to market					10,261,395
Property taxes, levied for debt service					58,518,962
Other taxes					561,950
Investment earnings					1,048,743
Miscellaneous					913,672
Total general revenues and transfers					<u>168,952,193</u>
Change in net assets					(81,077)
<b>NET ASSETS, beginning of year</b>					<u>206,652,680</u>
<b>NET ASSETS, end of year</b>					<u>\$ 206,571,603</u>

The Notes to the Basic Financial Statements are an integral part of this statement.

**WILLIAMSON COUNTY, TEXAS**  
**BALANCE SHEET - GOVERNMENTAL FUNDS**  
**SEPTEMBER 30, 2012**

<b>ASSETS</b>	<b>General</b>	<b>Special Road and Bridge</b>	<b>Debt Service</b>	<b>Capital Projects</b>	<b>Pass-through Funding Program</b>	<b>Other Governmental</b>	<b>Total Governmental Funds</b>
Cash and investments	\$ 78,250,712	\$ 12,159,578	\$ 9,308,796	\$ 121,535,907	\$ 5,116,234	\$ 21,086,871	\$ 247,458,098
Accounts receivable (net of allowance)	6,378,453	172,918	782,434	-	-	259,040	7,592,845
Due from other funds	2,231,784	-	-	-	-	-	2,231,784
Due from other governments	332,804	97,532	-	14,493,116	133,139,622	1,450,456	149,513,530
Inventories	-	436,768	-	-	-	-	436,768
Prepaid items	8,005	-	-	-	-	8,251	16,256
Investment in capital lease	1,092,382	-	-	-	-	-	1,092,382
<b>Total assets</b>	<b>\$ 88,294,140</b>	<b>\$ 12,866,796</b>	<b>\$ 10,091,230</b>	<b>\$ 136,029,023</b>	<b>\$ 138,255,856</b>	<b>\$ 22,804,618</b>	<b>\$ 408,341,663</b>
<b>LIABILITIES AND FUND BALANCES</b>							
<b>Liabilities</b>							
Accounts payable	\$ 2,247,212	\$ 1,263,735	\$ 8,165	\$ 9,230,174	\$ 456	\$ 915,586	\$ 13,665,328
Accrued liabilities	3,613,279	240,978	-	-	-	152,889	4,007,146
Due to other funds	-	-	-	2,231,784	-	-	2,231,784
Due to other governments	2,123,131	-	-	-	-	23,242	2,146,373
Deferred revenue	5,378,267	161,160	722,103	13,581,765	-	1,289,241	21,132,536
<b>Total liabilities</b>	<b>13,361,889</b>	<b>1,665,873</b>	<b>730,268</b>	<b>25,043,723</b>	<b>456</b>	<b>2,380,958</b>	<b>43,183,167</b>
<b>Fund balances</b>							
Nonspendable	1,100,387	436,768	-	-	-	8,251	1,545,406
Restricted	-	10,764,155	9,360,962	110,985,300	138,255,400	19,048,929	288,414,746
Committed	36,198	-	-	-	-	1,366,480	1,402,678
Unassigned	73,795,666	-	-	-	-	-	73,795,666
<b>Total fund balances</b>	<b>74,932,251</b>	<b>11,200,923</b>	<b>9,360,962</b>	<b>110,985,300</b>	<b>138,255,400</b>	<b>20,423,660</b>	<b>365,158,496</b>
<b>Total liabilities and fund balances</b>	<b>\$ 88,294,140</b>	<b>\$ 12,866,796</b>	<b>\$ 10,091,230</b>	<b>\$ 136,029,023</b>	<b>\$ 138,255,856</b>	<b>\$ 22,804,618</b>	<b>\$ 408,341,663</b>

The Notes to the Basic Financial Statements are an integral part of this statement.

**WILLIAMSON COUNTY, TEXAS  
RECONCILIATION OF THE GOVERNMENTAL FUNDS  
BALANCE SHEET TO THE STATEMENT OF NET ASSETS  
SEPTEMBER 30, 2012**

Total fund balances - governmental funds \$ 365,158,496

Amounts reported for governmental activities in the statement of net assets are different because:

The County uses internal service funds to charge the costs of certain activities such as fleet and self-insurance to appropriate functions in other funds. The assets and liabilities of the internal service funds are included in the governmental activities in the statements of net assets. 1,959,843

Capital assets, including accumulated depreciation, used in governmental activities are not financial resources and, therefore, are not reported in the funds. 474,515,807

Deferred contributions are not financial resources and, therefore, are not reported in the funds. 196,616,710

Deferred charges are not available to pay for current period expenditures and, therefore, are not recorded in the funds. 7,590,401

Net pension assets are not current financial resources, thus are not reported in the funds. 518,900

Revenues earned but not available within sixty days of the year end are not recognized as revenue on the fund financial statements. 19,637,504

Interest payable on long term debt does not require current financial resources; therefore, interest payable is not reported as a liability in governmental funds balance sheet. (4,598,351)

Long-term liabilities are not due and payable in the current period and therefore are not reported in the funds. (854,827,707)

Net assets of governmental activities \$ 206,571,603

**WILLIAMSON COUNTY, TEXAS**  
**STATEMENT OF REVENUES, EXPENDITURES AND CHANGES**  
**IN FUND BALANCES - GOVERNMENTAL FUNDS**  
**YEAR ENDED SEPTEMBER 30, 2012**

	General	Special Road and Bridge	Debt Service	Capital Projects	Pass-through Funding Program	Other Governmental	Total Governmental Funds
<b>REVENUES</b>							
Taxes	\$ 98,316,292	\$ 10,263,704	\$ 57,224,955	\$ -	\$ -	\$ 1,288,374	\$ 167,093,325
Fees of office	10,218,500	-	-	-	-	2,735,673	12,954,173
Fines and forfeitures	3,874,541	-	-	-	-	100,756	3,975,297
Intergovernmental	2,311,209	160,586	120,437	5,579,495	8,842,333	6,095,920	23,109,980
Charges for services	12,536,107	18,214	-	-	-	1,424,949	13,979,270
Motor vehicle registration	-	4,927,568	-	-	-	4,178	4,931,746
Investment earnings	441,263	58,449	74,399	432,731	2,027	34,596	1,043,465
Miscellaneous	443,882	35,681	-	119,910	-	2,097,324	2,696,797
<b>Total revenues</b>	<b>128,141,794</b>	<b>15,464,202</b>	<b>57,419,791</b>	<b>6,132,136</b>	<b>8,844,360</b>	<b>13,781,770</b>	<b>229,784,053</b>
<b>EXPENDITURES</b>							
Current							
General government	23,748,324	-	-	15,155	-	3,711,595	27,475,074
Public safety	67,775,405	-	-	177,927	-	3,848,633	71,801,965
Transportation support	-	14,307,676	-	49,677,366	2,338	370	63,987,750
Judicial	17,831,456	-	-	-	-	936,348	18,767,804
Community services	4,718,134	-	-	173,799	-	6,103,527	10,995,460
Conservation	-	-	-	-	-	676,913	676,913
Debt service							
Principal	177,621	-	27,430,000	-	-	835,000	28,442,621
Interest and other charges	7,866	-	37,319,545	-	-	523,114	37,850,525
Bond issuance fees	-	-	1,638,039	161,843	-	303,544	2,103,426
Capital outlay	2,888,573	835,467	-	29,674,246	-	1,222,870	34,621,156
<b>Total expenditures</b>	<b>117,147,379</b>	<b>15,143,143</b>	<b>66,387,584</b>	<b>79,880,336</b>	<b>2,338</b>	<b>18,161,914</b>	<b>296,722,694</b>
Excess (deficiency) of revenues over expenditures	10,994,415	321,059	(8,967,793)	(73,748,200)	8,842,022	(4,380,144)	(66,938,641)
<b>OTHER FINANCING SOURCES (USES)</b>							
Issuance of long-term debt	-	-	177,205,000	10,000,000	-	7,475,000	194,680,000
Premium on issuance of long-term debt	-	-	30,717,307	238,166	-	665,058	31,620,531
Proceeds from sale of capital assets	170,926	58,857	-	-	-	-	229,783
Transfers in	158,152	-	-	1,411,949	-	6,348,190	7,918,291
Discount on issuance of long-term debt	-	-	(330,392)	(55,616)	-	-	(386,008)
Payment to bond escrow agent	-	-	(206,972,445)	-	-	(7,830,594)	(214,803,039)
Transfers out	(6,193,300)	(1,411,949)	-	(65,000)	-	(248,042)	(7,918,291)
<b>Total other financing sources (uses)</b>	<b>(5,864,222)</b>	<b>(1,353,092)</b>	<b>619,470</b>	<b>11,529,499</b>	<b>-</b>	<b>6,409,612</b>	<b>11,341,267</b>
<b>NET CHANGE IN FUND BALANCES</b>	<b>5,130,193</b>	<b>(1,032,033)</b>	<b>(8,348,323)</b>	<b>(62,218,701)</b>	<b>8,842,022</b>	<b>2,029,468</b>	<b>(55,597,374)</b>
<b>FUND BALANCES, beginning of year</b>	<b>69,802,058</b>	<b>12,232,956</b>	<b>17,709,285</b>	<b>173,204,001</b>	<b>129,413,378</b>	<b>18,394,192</b>	<b>420,755,870</b>
<b>FUND BALANCES, end of year</b>	<b>\$ 74,932,251</b>	<b>\$ 11,200,923</b>	<b>\$ 9,360,962</b>	<b>\$ 110,985,300</b>	<b>\$ 138,255,400</b>	<b>\$ 20,423,660</b>	<b>\$ 365,158,496</b>

The Notes to the Basic Financial Statements  
are an integral part of this statement.



**WILLIAMSON COUNTY, TEXAS**  
**RECONCILIATION OF THE STATEMENT OF REVENUES, EXPENDITURES**  
**AND CHANGES IN FUND BALANCES OF GOVERNMENTAL FUNDS**  
**TO THE STATEMENT OF ACTIVITIES**  
**YEAR ENDED SEPTEMBER 30, 2012**

Net change in fund balances - total governmental funds \$ (55,597,374)

Amounts reported for governmental activities in the statement of activities are different because:

The County uses internal service funds to charge the costs of certain activities such as fleet and self-insurance to appropriate functions in other funds. The net income (loss) of the internal service funds are reported with the governmental activities. 1,959,843

Governmental funds report outlays for capital assets as expenditures. However, in the statement of activities the cost of those assets is allocated over their useful lives and reported as depreciation expense. This is the amount by which capital outlays exceeded depreciation in the current period. 15,703,812

Governmental capital assets donated to the County are not current financial resources and therefore, are not reported in the fund statements. Capital assets donated to the County in the current fiscal year increased net assets. 5,366,987

Governmental funds report expenditures for costs of assets under construction that will be contributed on completion to another entity. However, in the statement of activities, the cost of those assets will be expensed when the completed asset is transferred. 16,098,954

Governmental funds report the entire net sales price (proceeds) from sale of an asset as revenue because it provides current financial resources. In contrast, the statement of activities reports only the gain or loss on the sale of the assets. In addition, the cost basis of assets donated to other entities is reported as expenses on the statement of activities in the period donated. The sum of these items totals: (1,277,964)

Revenues in the statement of activities that do not provide current financial resources are not reported as revenues in the funds. 3,801,624

Pension expenditures reported in the funds use current financial resources, however, pension expenses in the statement of activities will be expensed as incurred. 22,924

The issuance of long-term debt (e.g., bonds) provides current financial resources to governmental funds, while the repayment of the principal of long-term debt consumes the current financial resources of governmental funds. Neither transaction, however, has any effect on net assets. Also, governmental funds report the effect of issuance costs, premiums, discounts, and similar items when debt is first issued, whereas these amounts are deferred and amortized in the statement of activities. This amount is the net effect of these differences in the treatment of long-term debt and related items. 19,434,563

Some expenses reported in the statement of activities do not require the use of current financial resources and, therefore, are not reported as expenditures in governmental funds. (5,594,446)

Change in net assets of governmental activities (\$ 81,077)

**WILLIAMSON COUNTY, TEXAS**  
**STATEMENT OF REVENUES, EXPENDITURES AND**  
**CHANGES IN FUND BALANCE - BUDGET AND ACTUAL**  
**GENERAL FUND**  
**YEAR ENDED SEPTEMBER 30, 2012**

	Budgeted Amounts		Actual Amounts	Variance with Final Budget - Positive (Negative)
	Original	Final		
<b>REVENUES</b>				
Taxes	\$ 98,382,614	\$ 98,382,614	\$ 98,316,292	\$ (66,322)
Fees of office	8,742,182	8,747,182	10,218,500	1,471,318
Fines and forfeitures	4,147,200	4,147,200	3,874,541	(272,659)
Intergovernmental	2,113,634	2,195,086	2,311,209	116,123
Charges for services	10,983,150	11,853,564	12,536,107	682,543
Investment earnings	380,000	380,000	441,263	61,263
Miscellaneous	266,500	364,326	443,882	79,556
<b>Total revenues</b>	<b>125,015,280</b>	<b>126,069,972</b>	<b>128,141,794</b>	<b>2,071,822</b>
<b>EXPENDITURES</b>				
Current				
General government	25,500,366	24,800,995	23,748,324	1,052,671
Public safety	68,319,771	70,366,906	67,775,405	2,591,501
Judicial	17,991,560	18,421,863	17,831,456	590,407
Community services	4,995,343	4,966,040	4,718,134	247,906
Debt service				
Principal	177,602	177,621	177,621	-
Interest and other charges	7,866	7,866	7,866	-
Capital outlay	3,260,319	3,237,573	2,888,573	349,000
<b>Total expenditures</b>	<b>120,252,827</b>	<b>121,978,864</b>	<b>117,147,379</b>	<b>4,831,485</b>
Excess of revenues over expenditures	4,762,453	4,091,108	10,994,415	6,903,307
<b>OTHER FINANCING SOURCES (USES)</b>				
Proceeds from sale of capital assets	90,000	90,000	170,926	80,926
Transfers in	171,835	179,573	158,152	(21,421)
Transfers out	(6,626,561)	(6,641,019)	(6,193,300)	447,719
<b>Total other financing sources (uses)</b>	<b>(6,364,726)</b>	<b>(6,371,446)</b>	<b>(5,864,222)</b>	<b>507,224</b>
<b>Net change in fund balances</b>	<b>(1,602,273)</b>	<b>(2,280,338)</b>	<b>5,130,193</b>	<b>7,410,531</b>
<b>FUND BALANCES, beginning of year</b>	<b>69,802,058</b>	<b>69,802,058</b>	<b>69,802,058</b>	<b>-</b>
<b>FUND BALANCES, end of year</b>	<b>\$ 68,199,785</b>	<b>\$ 67,521,720</b>	<b>\$ 74,932,251</b>	<b>\$ 7,410,531</b>

The Notes to the Basic Financial Statements  
are an integral part of this statement.

**WILLIAMSON COUNTY, TEXAS**  
**STATEMENT OF REVENUES, EXPENDITURES AND**  
**CHANGES IN FUND BALANCE - BUDGET AND ACTUAL**  
**SPECIAL ROAD AND BRIDGE FUND**  
**YEAR ENDED SEPTEMBER 30, 2012**

	<u>Budgeted Amounts</u>		<u>Actual Amounts</u>	<u>Variance with Final Budget - Positive (Negative)</u>
	<u>Original</u>	<u>Final</u>		
<b>REVENUES</b>				
Taxes	\$ 10,252,223	\$ 10,252,223	\$ 10,263,704	\$ 11,481
Intergovernmental	128,000	128,000	160,586	32,586
Charges for services	60,000	60,000	18,214	(41,786)
Motor vehicle registration	4,772,000	4,772,000	4,927,568	155,568
Investment earnings	55,000	55,000	58,449	3,449
Miscellaneous	40,000	40,000	35,681	(4,319)
<b>Total revenues</b>	<b>15,307,223</b>	<b>15,307,223</b>	<b>15,464,202</b>	<b>156,979</b>
<b>EXPENDITURES</b>				
Current				
Transportation support	17,217,063	15,968,693	14,307,676	1,661,017
Capital outlay	624,559	1,104,981	835,467	269,514
<b>Total expenditures</b>	<b>17,841,622</b>	<b>17,073,674</b>	<b>15,143,143</b>	<b>1,930,531</b>
Excess (deficiency) of revenues over expenditures	(2,534,399)	(1,766,451)	321,059	2,087,510
<b>OTHER FINANCING SOURCES (USES)</b>				
Proceeds from sale of capital assets	100,000	100,000	58,857	(41,143)
Transfers out	(644,000)	(1,411,949)	(1,411,949)	-
<b>Total other financing sources (uses)</b>	<b>(544,000)</b>	<b>(1,311,949)</b>	<b>(1,353,092)</b>	<b>(41,143)</b>
<b>NET CHANGE IN FUND BALANCES</b>	<b>(3,078,399)</b>	<b>(3,078,400)</b>	<b>(1,032,033)</b>	<b>2,046,367</b>
<b>FUND BALANCES, beginning of year</b>	<b>12,232,956</b>	<b>12,232,956</b>	<b>12,232,956</b>	<b>-</b>
<b>FUND BALANCES, end of year</b>	<b>\$ 9,154,557</b>	<b>\$ 9,154,556</b>	<b>\$ 11,200,923</b>	<b>\$ 2,046,367</b>

**WILLIAMSON COUNTY, TEXAS  
STATEMENT OF NET ASSETS  
PROPRIETARY FUNDS  
SEPTEMBER 30, 2012**

	<b>Governmental Activities</b>
	<b>Internal Service</b>
<b>ASSETS</b>	
Current assets	
Cash and investments	\$ 2,311,704
Accounts receivable	633,592
Inventory	167,520
Prepaid expenses	234,941
<b>Total current assets</b>	<b>3,347,757</b>
Noncurrent assets	
Capital assets	
Machinery and equipment	390,422
Less accumulated depreciation	(274,314)
<b>Total noncurrent assets</b>	<b>116,108</b>
<b>Total assets</b>	<b>3,463,865</b>
<b>LIABILITIES</b>	
Accounts payable	479,799
Accrued liabilities	1,024,223
<b>Total liabilities</b>	<b>1,504,022</b>
<b>NET ASSETS</b>	
Invested in capital assets	116,108
Unrestricted	1,843,735
<b>TOTAL NET ASSETS</b>	<b>\$ 1,959,843</b>

The Notes to the Basic Financial Statements  
are an integral part of this statement.

**WILLIAMSON COUNTY, TEXAS  
STATEMENT OF REVENUES, EXPENSES  
AND CHANGES IN NET ASSETS  
PROPRIETARY FUNDS  
YEAR ENDED SEPTEMBER 30, 2012**

	<b>Governmental Activities</b>
	<b>Internal Service</b>
<b>OPERATING REVENUES</b>	
Employer contributions	\$ 13,553,530
Employee contributions	4,313,130
Charges for services	3,358,779
	21,225,439
<b>Total operating revenues</b>	<b>21,225,439</b>
<b>OPERATING EXPENSES</b>	
Claims	13,789,882
Insurance	744,940
Administration	4,717,895
Depreciation	18,157
	19,270,874
<b>Total operating expenses</b>	<b>19,270,874</b>
<b>Operating income</b>	<b>1,954,565</b>
<b>NONOPERATING REVENUES</b>	
Interest and investment revenues	5,278
	5,278
<b>Total nonoperating revenues</b>	<b>5,278</b>
<b>Change in net assets</b>	<b>1,959,843</b>
<b>NET ASSETS, beginning of year</b>	<b>-</b>
<b>NET ASSETS, end of year</b>	<b>\$ 1,959,843</b>

**WILLIAMSON COUNTY, TEXAS  
STATEMENT OF CASH FLOWS  
PROPRIETARY FUNDS  
YEAR ENDED SEPTEMBER 30, 2012**

	<b>Governmental Activities</b>
	<b>Internal Service</b>
<b>CASH FLOWS FROM OPERATING ACTIVITIES</b>	
Receipts from customers and users	\$ 20,597,292
Payments to suppliers	(14,012,453)
Payments to employees	(4,732,039)
	1,852,800
<b>Net cash flows provided by operating activities</b>	
<b>CASH FLOWS FROM CAPITAL AND RELATED FINANCING ACTIVITIES</b>	
Acquisition and construction of capital assets	(7,095)
	(7,095)
<b>Net cash flows used in capital and related financing activities</b>	
<b>CASH FLOWS FROM INVESTING ACTIVITIES</b>	
Investment earnings	5,278
	5,278
<b>Net cash flows provided by investing activities</b>	
<b>Increase in cash and cash equivalents</b>	
	1,850,983
<b>CASH AND CASH EQUIVALENTS, beginning of year</b>	460,721
<b>CASH AND CASH EQUIVALENTS, end of year</b>	\$ 2,311,704
<b>RECONCILIATION OF OPERATING INCOME TO NET CASH PROVIDED BY OPERATING ACTIVITIES</b>	
Operating income	\$ 1,954,565
Adjustments to reconcile operating income to net cash provided by operating activities	
Depreciation and amortization	18,157
Change in assets and liabilities	
Accounts receivable	(628,147)
Prepays and other assets	15,387
Inventory	(1,432)
Accounts payable	164,692
Accrued liabilities	329,578
	329,578
<b>Net cash provided by operating activities</b>	\$ 1,852,800

The Notes to the Basic Financial Statements are an integral part of this statement.

**WILLIAMSON COUNTY, TEXAS  
STATEMENT OF FIDUCIARY NET ASSETS  
ALL FIDUCIARY FUNDS  
SEPTEMBER 30, 2012**

	Private Purpose Trust - Available School	Agency Fund
<b>ASSETS</b>		
Cash and investments	\$ -	\$ 11,637,892
<b>Total assets</b>	-	11,637,892
<b>LIABILITIES</b>		
Due to others	11	11,637,892
<b>Total liabilities</b>	11	\$ 11,637,892
<b>NET ASSETS (DEFICIT)</b>		
Held in trust for benefits and other purposes	(11)	
<b>Total net assets (deficit)</b>	\$ (11)	

**WILLIAMSON COUNTY, TEXAS  
STATEMENT OF CHANGES IN FIDUCIARY NET ASSETS  
ALL FIDUCIARY FUNDS  
YEAR ENDED SEPTEMBER 30, 2012**

	<u>Private Purpose Trust - Available School</u>
<b>ADDITIONS</b>	
Investment earnings	\$ 10
<b>DEDUCTIONS</b>	
Apportionment to schools	<u>-</u>
<b>CHANGE IN NET ASSETS</b>	10
<b>NET ASSETS (DEFICIT), BEGINNING</b>	<u>(21)</u>
<b>NET ASSETS (DEFICIT), ENDING</b>	<u><u>\$ (11)</u></u>



**WILLIAMSON COUNTY, TEXAS  
NOTES TO FINANCIAL STATEMENTS**

**NOTE 1. SUMMARY OF SIGNIFICANT ACCOUNTING POLICIES**

Williamson County, Texas (the County) uses a commission form of government under the laws and statutes of the constitution of the State of Texas. The County provides various services to advance the welfare, health, morals, comfort, safety, and convenience of the County and its inhabitants. A summary of the significant accounting policies consistently applied in the preparation of the accompanying financial statements follows:

**Financial Reporting Entity**

In 1991, the Governmental Accounting Standards Board (GASB) issued Statement No. 14, *The Financial Reporting Entity*, which established standards for defining and reporting on the financial reporting entity. The discussion that follows includes not only the minimum guidelines for an entity's inclusion in the County's financial statements, but also the reasons that certain entities were excluded from the statements.

The definition of the reporting entity is based primarily on the notion of financial accountability. The elected officials governing Williamson County are accountable to their constituents for their public policy decisions, regardless of whether those decisions are carried out directly through the operations of the County or by their appointees through the operations of a separate entity. Therefore, the County is not only financially accountable for the organizations that make up its legal entity, it is also financially accountable for legally separate organizations if its officials appoint a voting majority of an organization's governing body and either it is able to impose its will on that organization or there is a potential for the organization to provide specific financial benefits to, or to impose specific financial burdens on the County.

Depending upon the significance of the County's financial and operational relationships with various separate entities, the organizations are classified as blended or discretely presented component units, related organizations, joint ventures, or jointly governed organizations, and the financial disclosure is treated accordingly.

**Related Organizations** – Where the Commissioners' Court is responsible for appointing a majority of the Members of a board of another organization, but the County's accountability does not extend beyond making such appointments, disclosure is made in the form of the relation between the County and such organization.

**Blended Component Units**

***Avery Ranch Road District*** was formed by the Williamson County Commissioners' Court in accordance with the Texas Government Code in February of 2001. The District issues unlimited tax bonds for the purpose of developing roads within the District. The bonds constitute direct obligations of the Avery Ranch Road District payable from ad valorem taxes levied upon all taxable property located within the District. The District is governed by a Board comprised of the Williamson County Commissioners' Court.

**WILLIAMSON COUNTY, TEXAS  
NOTES TO FINANCIAL STATEMENTS**

**NOTE 1. SUMMARY OF SIGNIFICANT ACCOUNTING POLICIES – CONTINUED**

**Financial Reporting Entity – Continued**

**Blended Component Units – Continued**

*Williamson County Conservation Foundation* is a nonprofit corporation formed under the laws of the Texas Nonprofit Corporation Act. It was formed by the Williamson County Commissioners' Court in December of 2002, as a pro-active approach to providing for conservation and the recovery of endangered species in the Williamson County area. The Foundation is governed by a Board appointed by the Williamson County Commissioners' Court, of which, two members are County Commissioners.

Complete financial statements for each of the individual component units may be obtained at the Williamson County Auditor's office.

Based upon the foregoing criteria, the following entities are not included in the accompanying financial statements: the Williamson County and Cities Health District and the Williamson County Crisis Center.

**Government-Wide and Fund Financial Statements**

The government-wide financial statements (i.e., the statement of net assets and the statement of activities) report information on all of the nonfiduciary activities of the government. For the most part, the effect of interfund activity has been removed from these statements. Governmental activities are normally supported by taxes and intergovernmental revenue.

The statement of activities demonstrates the degree to which the direct expenses of a given function or segment are offset by program revenue. Direct expenses are those that are clearly identifiable with a specific function or segment. Program revenue includes 1) charges to customers or applicants who purchase, use, or directly benefit from goods, services, or privileges provided by a given function or segment, and 2) grants and contributions that are restricted to meeting the operational or capital requirements of a particular function or segment. Taxes and other items not properly included among program revenue are reported instead as general revenues.

**Measurement Focus, Basis of Accounting and Financial Statement Presentation**

Separate financial statements are provided for governmental funds, proprietary funds and fiduciary funds, even though the latter are excluded from the government-wide financial statements. Major individual governmental funds are reported as separate columns in the fund financial statements.

**WILLIAMSON COUNTY, TEXAS  
NOTES TO FINANCIAL STATEMENTS**

**NOTE 1. SUMMARY OF SIGNIFICANT ACCOUNTING POLICIES – CONTINUED**

**Measurement Focus, Basis of Accounting and Financial Statement Presentation –  
Continued**

The government-wide financial statements are reported using the economic resources measurement focus and the accrual basis of accounting, as are the proprietary fund financial statements. Revenues are recorded when earned and expenses are recorded when a liability is incurred, regardless of the timing of related cash flows. Property taxes are recognized as revenue in the year for which they are levied. Grants and similar items are recognized as revenue as soon as all eligibility requirements imposed by the provider have been met.

Governmental fund financial statements are reported using the current financial resources measurement focus and the modified accrual basis of accounting. Revenues are recognized as soon as they are both measurable and available. Revenues are considered to be available when they are collectible within the current period or soon enough thereafter to pay liabilities of the current period. For this purpose, the County considers revenue to be available if collected within 60 days of the end of the current fiscal period. Expenditures generally are recorded when a liability is incurred, as under accrual accounting. However, debt service expenditures, as well as expenditures related to compensated absences and claims and judgments, are recorded only when payment is due.

Property taxes and interest associated with the current fiscal period are all considered to be susceptible to accrual and so have been recognized as revenue of the current fiscal period. All other revenue items are considered to be measurable and available only when cash is received by the County.

The County reports the following major governmental funds:

The **General Fund** is the County's primary operating fund. It accounts for all financial resources of the general government, except those required to be accounted for in another fund.

The **Special Road and Bridge Fund** is a special revenue fund used to account for revenue derived from ad valorem taxes, vehicle registration fees and rebates from the State of Texas. Expenditures are legally restricted for maintenance and construction of County roads and bridges.

The **Debt Service Fund** is used to account for the accumulation of resources for, and payment of, general long-term debt principal, interest and related costs.

The **Capital Projects Fund** is used to account for the acquisition of capital assets or construction of major capital projects.

**WILLIAMSON COUNTY, TEXAS  
NOTES TO FINANCIAL STATEMENTS**

**NOTE 1. SUMMARY OF SIGNIFICANT ACCOUNTING POLICIES – CONTINUED**

**Measurement Focus, Basis of Accounting and Financial Statement Presentation –  
Continued**

The ***Pass-Through Funding Program*** is a Special Revenue Fund used to account for reimbursements from the Texas Department of Transportation (TxDOT) related to the Pass-Through Road Financing Program. The pass-through program allows the County to manage the improvements of state highways. Reimbursements from TxDOT are based on a per vehicle usage after completion of these projects. The monies will be used for the payment of the debt related to these projects. Any funds remaining after all debt has been retired will be used for road projects.

Additionally, the County reports the following fund types:

***Internal Service Funds*** account for the Benefits Program and Fleet Maintenance services provided to other departments or agencies of the government, or to other governments, on a cost reimbursement basis.

The ***Private-Purpose Trust Fund*** is used to account for investments, interest, rents and royalties for the benefit of various school districts in the County. The revenues are distributed to the various school districts.

***Agency Funds*** are used to account for assets held by the County on behalf of individuals and other governments. Examples include taxes, fines, bonds and restitution. Agency Funds are custodial in nature and do not include measurements of results of operations.

As a general rule, the effect of interfund activity has been eliminated from the government-wide financial statements with the exception of interfund services provided and used.

Amounts reported as program revenues include: 1) charges to customers or applicants for goods, services, or privileges provided, 2) operating grants and contributions, and 3) capital grants and contributions. Internally dedicated resources are reported as general revenues rather than as program revenues. Likewise, general revenue includes all taxes. Proprietary funds distinguish operating revenues and expenses from nonoperating items. Operating revenues and expenses generally result from providing services and producing and delivering goods in connection with a proprietary fund's principal ongoing operations. The principal operating revenues of the County's internal service funds are charges to customers for services. Operating expenses for the internal service funds include the cost of services, administrative expenses, and depreciation on capital assets. All revenue and expenses not meeting this definition are reported as nonoperating revenue and expenses.

**WILLIAMSON COUNTY, TEXAS  
NOTES TO FINANCIAL STATEMENTS**

**NOTE 1. SUMMARY OF SIGNIFICANT ACCOUNTING POLICIES – CONTINUED**

**New Accounting Pronouncements**

In November 2010, the GASB issued Statement No. 61, *The Financial Reporting Entity: Omnibus an Amendment of GASB Statement No. 14 and No. 34* (GASB 61). This statement modifies certain requirements for inclusion of component units in the financial reporting entity, amends criteria for reporting component units as if they were part of the primary government and clarifies the reporting of equity interests in legally separate organizations. The requirements of this statement are effective for financial statements for periods beginning after June 15, 2012. The County will adopt GASB 61 in the fiscal year ending September 30, 2013 and is currently evaluating the impact of this standard on its financial statements.

In December 2010, the GASB issued Statement No. 62, *Codification of Accounting and Financial Reporting Guidance Contained in Pre-November 30, 1989 Financial Accounting Standards Board (FASB) and American Institute of Certified Public Accountants (AICPA) Pronouncements* (GASB 62). This statement incorporates into GASB authoritative literature certain accounting and financial reporting guidance issued by the FASB and AICPA on or before November 30, 1989, which does not conflict or contradict GASB pronouncements. The requirements of this statement are effective for financial statements for periods beginning after December 15, 2011. The County will adopt GASB 62 in the fiscal year ending September 30, 2013 and is currently evaluating the impact of this standard on its financial statements.

In June 2011, the GASB issued Statement No. 63, *Financial Reporting of Deferred Outflows of Resources, Deferred Inflows of Resources and Net Position* (GASB 63). The requirements of this Statement will improve financial reporting by standardizing the presentation of deferred outflows of resources and deferred inflows of resources and their effects on a government's net position. It alleviates uncertainty about reporting those financial statement elements by providing guidance where none previously existed. The requirements of this statement are effective for financial statements for periods beginning after December 15, 2011. The County will adopt GASB 63 in the fiscal year ending September 30, 2013 and is currently evaluating the impact of this standard on its financial statements.

In June 2011, the GASB issued Statement No. 64, *Derivative Instruments: Application of Hedge Accounting Termination of Provisions – an Amendment to GASB Statement No. 53* (GASB 64). The requirements of this Statement enhance comparability and improve financial reporting by clarifying the circumstances in which hedge accounting should continue when a swap counterparty, or a swap counterparty's credit support provider, is replaced. The requirements of this statement are effective for financial statements for periods beginning after June 15, 2011. The adoption of GASB 64 in the fiscal year ending September 30, 2012 did not have a material impact on the County's financial statements.

**WILLIAMSON COUNTY, TEXAS  
NOTES TO FINANCIAL STATEMENTS**

**NOTE 2. DETAILED RECONCILIATION OF GOVERNMENT-WIDE AND FUND FINANCIAL STATEMENTS**

**Explanation of Certain Differences Between the Governmental Fund Balance Sheet and the Government-wide Statement of Net Assets**

The governmental fund balance sheet includes a reconciliation between total fund balances – governmental funds and net assets of governmental activities as reported in the government-wide statement of net assets. One element of that reconciliation explains, “long-term liabilities are not due and payable in the current period and therefore are not reported in the funds.” The details of this (\$854,827,707) difference are as follows:

Bonds Payable	\$ (797,369,942)
Loss on issuance of refunding bonds	31,348,370
Bond issuance discount	1,139,050
Bond issuance premium	(49,814,133)
Accumulated accretion on capital appreciation bonds	(7,059,391)
Tax anticipation notes	(4,565,000)
Capital lease payable	(91,148)
Compensated absences	(4,768,773)
Net OPEB obligation	<u>(23,646,740)</u>
 Net adjustment to reduce fund balance - governmental funds to arrive at net assets of governmental activities	 <u><u>\$ (854,827,707)</u></u>

**WILLIAMSON COUNTY, TEXAS  
NOTES TO FINANCIAL STATEMENTS**

**NOTE 2. DETAILED RECONCILIATION OF GOVERNMENT-WIDE AND FUND FINANCIAL STATEMENTS – CONTINUED**

**Explanation of Certain Differences Between the Governmental Fund Statement of Revenues, Expenditures and Changes in Fund Balance and the Government-wide Statement of Activities**

The governmental fund statement of revenues, expenditures and changes in fund balances includes a reconciliation between net change in fund balances – total governmental funds and change in net assets of governmental activities as reported in the government-wide statement of activities. One element of that reconciliation explains, “Governmental funds report outlays for capital assets as expenditures. However, in the statement of activities the cost of those assets is allocated over their estimated useful lives and reported as depreciation expense.” The details of this \$15,703,812 difference are as follows:

Capital outlay	\$ 34,621,155
Depreciation expense	<u>(18,917,343)</u>
 Net adjustment to increase net change in fund balances - total governmental funds to arrive at change in net assets of governmental activities	   <u><u>\$ 15,703,812</u></u>

Another element of that reconciliation states, “Revenues in the statement of activities that do not provide current financial resources are not reported as revenues in the funds.” The details of this \$3,801,624 difference are as follows:

Property taxes	\$ (103,547)
Adjudicated fines	(34,562)
Emergency medical services	(41,850)
Investment in capital lease	(117,527)
Animal shelter fees	(388)
Intergovernmental reimbursements	<u>4,099,498</u>
 Net adjustment to increase net change in fund balances - total governmental funds to arrive at changes in net assets of governmental activities	   <u><u>\$ 3,801,624</u></u>

**WILLIAMSON COUNTY, TEXAS  
NOTES TO FINANCIAL STATEMENTS**

**NOTE 2. DETAILED RECONCILIATION OF GOVERNMENT-WIDE AND FUND FINANCIAL STATEMENTS – CONTINUED**

**Explanation of Certain Differences Between the Governmental Fund Statement of Revenues, Expenditures and Changes in Fund Balance and the Government-wide Statement of Activities – Continued**

Another element of the reconciliation states, “The issuance of long-term debt provides current financial resources to governmental funds, while the repayment of the principal of long-term debt consumes the current financial resources of governmental funds. Neither transaction, however, has any effect on net assets. Also governmental funds report the effect of issuance costs, premiums, discounts, and similar items when debt is first issued, whereas these amounts are deferred and amortized in the statement of activities.” The details of this \$19,434,563 difference are as follows:

Capital lease payments	\$ 177,621
Issuance of bonds	(194,680,000)
Bond issuance costs	2,103,427
Discount on bond issuance	386,008
Premium on bond issuance	(31,620,532)
Loss on refunding	23,628,039
Principal payments on tax notes and bonds	<u>219,440,000</u>
Net adjustment to decrease net change in fund balances - total governmental funds to arrive at changes in net assets of governmental activities	<u><u>\$ 19,434,563</u></u>

Another element of the reconciliation states, “Some expenses reported in the statement of activities do not require the use of current financial resources and therefore are not reported as expenditures in governmental funds.” The details of this (\$5,594,446) difference are as follows:

Amortization of bond issuance discount	\$ (304,536)
Amortization of bond issuance premium	9,494,915
Amortization of deferred charges	(2,679,321)
Amortization of loss on refunding bonds	(5,666,467)
Accretion of capital appreciation bonds	(335,384)
Increase in compensated absences	(123,803)
Decrease in accrued interest	345,440
Increase in net OPEB obligation	<u>(6,325,290)</u>
Net adjustment to decrease net change in fund balances - total governmental funds to arrive at changes in net assets of governmental activities	<u><u>\$ (5,594,446)</u></u>



**WILLIAMSON COUNTY, TEXAS  
NOTES TO FINANCIAL STATEMENTS**

**NOTE 3. ASSETS, LIABILITIES AND NET ASSETS OR FUND BALANCE**

**Cash and Investments**

The County pools cash resources of some funds and invests these funds jointly. Each fund owns a prorata share of the cash and investments. The County is entitled to invest in obligations of the United States, the State of Texas, and certificates of deposit of state or national banks or savings and loan associations within the State. All investments are stated at fair value.

Investment earnings are allocated to the respective funds based on the cash balances outstanding at the end of each month.

The County's cash and cash equivalents are considered to be cash on hand, demand deposits, and short-term investments with original maturities of three months or less from the date of acquisition.

**Receivables and Payables**

Activity between funds that are representative of lending/borrowing arrangements outstanding at the end of the fiscal year are referred to as either "due to/from other funds" (i.e., the current portion of interfund loans) or "advances to/from other funds" (i.e., the noncurrent portion of interfund loans). All other outstanding balances between funds are reported as "due to/from other funds."

Advances between funds, as reported in the fund financial statements, are offset by a fund balance reserve account in applicable governmental funds to indicate that they are not available for appropriation and are not expendable available financial resources.

All trade and property tax receivables are shown net of an allowance for uncollectible amounts. Trade accounts receivable in excess of 60 days comprise the trade accounts receivable allowance for uncollectible amounts.

Ad valorem property taxes attach as enforceable liens as of January 1. Taxes are levied prior to September 30, payable on October 1, and are delinquent on February 1. The majority of the County's property tax collections occur during December and early January each year. To the extent that County property tax revenue result in current receivables as defined by the GASB they are recognized when levied.

**Inventories and Prepaid Items**

All inventories are valued at cost using the first-in/first-out (FIFO) method.

Certain payments to vendors reflect costs applicable to future accounting periods and are recorded as prepaid items in both government-wide and fund financial statements.

**WILLIAMSON COUNTY, TEXAS  
NOTES TO FINANCIAL STATEMENTS**

**NOTE 3. ASSETS, LIABILITIES AND NET ASSETS OR FUND BALANCE – CONTINUED**

**Deferred Contributions**

Deferred contributions include the construction costs primarily of roads within the County that will be contributed upon completion to another governmental entity. Upon completion of the project, these assets will be transferred to another governmental entity and expensed in the statement of activities.

**Capital Assets**

Capital assets, which include property, plant, equipment and infrastructure assets (e.g. roads, bridges, sidewalks and similar items) and intangible assets (i.e., mitigation credits) are reported in the governmental activities column in the government-wide financial statements. The County defines capital assets as assets with an initial, individual cost of more than \$5,000 (amount not rounded) and an estimated useful life in excess of one year. Such assets are recorded at historical cost or estimated historical cost if purchased or constructed. Donated capital assets are recorded at estimated fair market value at the date of donation.

Intangible assets were modified to comply with GASB Statement No. 51. Intangible assets are not physical in nature, do not have monetary form, and are identifiable. Intangible assets include mitigation credits, unregistered trademarks, easements, and software (acquired or internally developed). Like capital assets, the County defines intangible assets with an initial cost of more than \$5,000 and an estimated useful life in excess of one year.

Intangible assets with definite estimated useful lives from 2 to 60 years are amortized using the straight-line method.

The costs of normal maintenance and repairs that do not add to the value of the asset or materially extend assets' lives are not capitalized. Major outlays for capital assets and improvements are capitalized as projects are constructed.

Property, plant and equipment are depreciated using the straight-line method over the following estimated useful lives:

Assets	Years
Buildings and improvements	25 - 40
Vehicles	3 - 14
Machinery and equipment	5 - 15
Infrastructure	5 - 50
Improvements other than buildings	10 - 40

**WILLIAMSON COUNTY, TEXAS  
NOTES TO FINANCIAL STATEMENTS**

**NOTE 3. ASSETS, LIABILITIES AND NET ASSETS OR FUND BALANCE – CONTINUED**

**Federal and State Grants**

Revenue from federal and state grants is recognized on the basis of actual expenditures incurred, limited to the amount of the total grant award. Shared revenue is recognized based on the fiscal period to which the entitlements received apply.

**Compensated Absences**

The Williamson County Personnel Policy provides employees with vacation leave and nonvesting accumulating rights to sick pay benefits. The policy allows all employees to accumulate a range of 80 to 160 hours of vacation per year. Employees are allowed to carry their vacation balance forward to the next fiscal year in an amount not to exceed 80 to 160 hours, respectively. Employees may also accrue up to 240 hours of compensatory time. Additionally, holiday time is accrued up to a maximum of 200 hours. Unused compensatory time, vacation leave, and holiday time is paid upon termination. Governmental fund liability and expenditures are not recognized until they come due for payment in accordance with the provisions of GASB Interpretation 6.

**Long-Term Obligations**

In the government-wide financial statements and proprietary fund types in the fund financial statements, long-term debt and other long-term obligations are reported as liabilities. Bond premiums and discounts, as well as issuance costs, are deferred and amortized over the life of the bonds. Bonds payable are reported net of the applicable bond premium or discount. Bond issuance costs are reported as deferred charges and amortized over the term of the related debt.

In the fund financial statements, governmental fund types recognize bond premiums and discounts, as well as bond issuance costs during the current period. The face amount of debt issued is reported as other financing sources. Premiums received on debt issuances are reported as other financing sources while discounts on debt issuances are reported as other financing uses. Issuance costs, whether or not withheld from the actual debt proceeds received, are reported as debt service expenditures.

**WILLIAMSON COUNTY, TEXAS  
NOTES TO FINANCIAL STATEMENTS**

**NOTE 3. ASSETS, LIABILITIES AND NET ASSETS OR FUND BALANCE – CONTINUED**

**Fund Balances and Net Assets**

Government-Wide Financial Statements:

Net assets on the Statement of Net Assets includes the following categories:

*Invested in capital assets, net of related debt* – the component of net assets that reports the difference between capital assets less both the accumulated depreciation and the outstanding balance of debt, net of premiums and discounts, excluding unspent proceeds, that are directly attributable to the acquisition, construction or improvement of these capital assets.

*Restricted* – Net assets are reported as restricted when there are limitations imposed on their use either through the enabling legislation adopted by the County or through external restrictions imposed by creditors, grantors, or laws or regulations of other governments.

*Unrestricted* – the difference between the assets and liabilities that is not reported in any of the classifications above.

Governmental Fund Financial Statements:

The County has adopted the provisions of GASB Statement No. 54, *Fund Balance Reporting and Government Fund Type Definitions* (GASB 54). The objective of the statement is to enhance the usefulness of fund balance information by providing clearer fund balance classifications that can be more consistently applied and by clarifying the existing government fund type definitions. The statement establishes fund balance classifications that comprise a hierarchy based primarily on the extent to which a government is bound to observe constraints imposed upon the use of the resources reported in governmental funds. Fund balance classifications, under GASB 54 are nonspendable, restricted, committed, assigned and unassigned. These classifications reflect not only the nature of funds, but also provide clarity to the level of restriction placed upon fund balance. Fund balance can have different levels of constraint, such as external versus internal compliance requirements. Unassigned fund balance is a residual classification within the General Fund. The General Fund should be the only fund that reports a positive unassigned balance. In all other funds, unassigned is limited to negative residual fund balance.

**WILLIAMSON COUNTY, TEXAS  
NOTES TO FINANCIAL STATEMENTS**

**NOTE 3. ASSETS, LIABILITIES AND NET ASSETS OR FUND BALANCE – CONTINUED**

**Fund Balances and Net Assets – Continued**

Governmental Fund Financial Statements – Continued:

In accordance with GASB 54, the County classifies governmental fund balances as follows:

Nonspendable – includes amounts that cannot be spent because they are either not in spendable form, or, for legal or contractual reasons, must be kept intact.

Restricted – includes fund balance amounts that are constrained for specific purposes which are externally imposed by providers, such as creditors or amount restricted due to constitutional provisions or enabling legislation.

Committed – includes fund balance amounts that are constrained for specific purposes that are internally imposed by the County through formal action of the highest level of decision making authority. Committed fund balance is reported pursuant to resolution passed by the County Commissioners Court.

Unassigned – includes residual positive fund balance within the General Fund which has not been classified within the other above mentioned categories. Unassigned fund balance may also include negative balances for any governmental fund if expenditures exceed amounts restricted, committed or assigned for those specific purposes.

When both restricted and unrestricted resources are available for use, it is the County's policy to use restricted resources first, then unrestricted resources as they are needed. Furthermore, committed fund balances are reduced first, followed by assigned amounts and then unassigned amounts where expenditures are incurred for purposes for which amounts in any of those unrestricted fund balance classifications can be used.

The County has established a minimum fund balance policy whereby the County's unassigned general fund balance will be maintained at levels sufficient to protect the County's creditworthiness as well as its financial position from unforeseeable emergencies. The County will strive to maintain the unassigned general fund balance at a minimum level of 30% of total general fund budgeted expenditures.

**WILLIAMSON COUNTY, TEXAS  
NOTES TO FINANCIAL STATEMENTS**

**NOTE 3. ASSETS, LIABILITIES AND NET ASSETS OR FUND BALANCE – CONTINUED**

**Fund Balances and Net Assets – Continued**

Governmental Fund Financial Statements – Continued:

A summary of the nature and purpose of fund balances at September 30, 2012, is as follows:

	General	Special Road and Bridge	Debt Service	Capital Projects	Pass-through Funding Program	Other Governmental	Total Governmental Funds
<b>Fund balances:</b>							
<b>Nonspendable:</b>							
Inventory	\$ -	\$ 436,768	\$ -	\$ -	\$ -	\$ -	\$ 436,768
Prepaid items	8,005	-	-	-	-	8,251	16,256
Investment in capital lease	1,092,382	-	-	-	-	-	1,092,382
<b>Total nonspendable</b>	<b>1,100,387</b>	<b>436,768</b>	<b>-</b>	<b>-</b>	<b>-</b>	<b>8,251</b>	<b>1,545,406</b>
<b>Restricted for:</b>							
Construction and maintenance of roads and bridges	-	10,764,155	-	-	138,255,400	-	149,019,555
Payment of general long-term debt principal, interest and related costs	-	-	9,360,962	-	-	768,510	10,129,472
Acquisition of capital assets	-	-	-	110,985,300	-	-	110,985,300
Court mediations	-	-	-	-	-	237,454	237,454
Third Court of Appeals	-	-	-	-	-	-	-
Child safety, health or nutrition	-	-	-	-	-	566,178	566,178
The conservation of endangered species	-	-	-	-	-	1,876,844	1,876,844
Technological enhancements	-	-	-	-	-	635,493	635,493
The County Attorney's office	-	-	-	-	-	20,081	20,081
The County jail	-	-	-	-	-	1,101,327	1,101,327
Drug cases, drug education or equipment for law enforcement	-	-	-	-	-	882,649	882,649
The radio communication system	-	-	-	-	-	(1,363)	(1,363)
Maintenance, digitalization and preservation of County and court records	-	-	-	-	-	3,686,605	3,686,605
Court reporter	-	-	-	-	-	961,051	961,051
Courthouse and Justice of the Peace security	-	-	-	-	-	359,103	359,103
Welfare fraud cases	-	-	-	-	-	1,451	1,451
The drug court program	-	-	-	-	-	58,879	58,879
Voting and election services	-	-	-	-	-	124,923	124,923
Juvenile and guardianship programs	-	-	-	-	-	289,728	289,728
Law libraries	-	-	-	-	-	566,959	566,959
Medical services	-	-	-	-	-	5,884,798	5,884,798
Training	-	-	-	-	-	37,952	37,952
Regional Animal Shelter	-	-	-	-	-	(7,596)	(7,596)
The City of Hutto and Hutto ISD	-	-	-	-	-	207,813	207,813
Recreational facilities	-	-	-	-	-	199,335	199,335
Williamson County landfill	-	-	-	-	-	590,755	590,755
<b>Total Restricted:</b>	<b>-</b>	<b>10,764,155</b>	<b>9,360,962</b>	<b>110,985,300</b>	<b>138,255,400</b>	<b>19,048,929</b>	<b>288,414,746</b>
<b>Committed to:</b>							
Construction and maintenance of roads and bridges	-	-	-	-	-	1,366,480	1,366,480
Employee recognition programs	36,198	-	-	-	-	-	36,198
<b>Total committed:</b>	<b>36,198</b>	<b>-</b>	<b>-</b>	<b>-</b>	<b>-</b>	<b>1,366,480</b>	<b>1,402,678</b>
<b>Unassigned:</b>	<b>73,795,666</b>	<b>-</b>	<b>-</b>	<b>-</b>	<b>-</b>	<b>-</b>	<b>73,795,666</b>
<b>Total fund balances:</b>	<b>\$ 74,932,251</b>	<b>\$ 11,200,923</b>	<b>\$ 9,360,962</b>	<b>\$ 110,985,300</b>	<b>\$ 138,255,400</b>	<b>\$ 20,423,660</b>	<b>\$ 365,158,496</b>

**WILLIAMSON COUNTY, TEXAS  
NOTES TO FINANCIAL STATEMENTS**

**NOTE 3. ASSETS, LIABILITIES AND NET ASSETS OR FUND BALANCE – CONTINUED**

**Use of Estimates**

The preparation of financial statements, in conformity with generally accepted accounting principles, requires management to make estimates and assumptions that affect the reported amounts of assets and liabilities and disclosures of contingent liabilities at the date of the financial statements and the reported amounts of revenue and expenses during the reporting period. Actual amounts could differ from those estimates.

**NOTE 4. STEWARDSHIP, COMPLIANCE AND ACCOUNTABILITY**

**Budgetary Information**

In accordance with the Local Government Budget and Fiscal Control Act, the County follows these procedures in establishing the budgetary data reflected in the financial report:

- 1) The Budget Officer submits to the County Commissioners a proposed operating budget for the fiscal year commencing the following October. The operational budget includes proposed expenditures and the means of financing them.
- 2) Public hearings are conducted to obtain taxpayer comments.
- 3) The budget is legally enacted through passage of an ordinance by September 30 each year.

The County Commissioners may amend the budget ordinance at any time after its adoption so long as the amended ordinance continues to meet the requirements of "Local Government Budget and Fiscal Control Act." During the year, several supplementary appropriations to the original budget were necessary. The County's legally adopted budget is at the function level. For internal management purposes, the budgets are detailed by line item and entered into the accounting records. Comparisons of actual expenditures or expenses to budget are made on an ongoing basis. Budgets of the General, Special Revenue, and Debt Service are prepared on an annual basis. Formal budgetary integration is not employed for Capital Projects Funds because budgetary control is achieved through legally binding construction contracts.

**WILLIAMSON COUNTY, TEXAS  
NOTES TO FINANCIAL STATEMENTS**

**NOTE 4. STEWARDSHIP, COMPLIANCE AND ACCOUNTABILITY – CONTINUED**

**Budgetary Information – Continued**

Budgets are adopted on a basis consistent with generally accepted accounting principles. Annual appropriated budgets are adopted for the General, Special Revenue (except as noted in the following paragraph) and Debt Service Funds. All annual appropriations lapse at fiscal year-end.

Annually appropriated budgets are not adopted for all Special Revenue Funds. The Appellate Judicial System, Avery Ranch Road District, Child Safety, County and District Court Technology, County Attorney Asset Forfeitures, County Sheriff, Court Records Preservation, Grants, Guardianship, Juvenile Delinquency Prevention, Northeast Road District, Pass-through Funding Program, Record Technology, Southeast Road District, Southwest Road District, WM-City of and Hutto ISD, WM-Community Recreation Facility, WM-Future Environmental Liability, and WM-Master Site Development do not have legally adopted budgets. Accordingly, budget and actual comparisons do not include these funds.

**Deficit Unrestricted Net Assets**

A deficit unrestricted net assets of approximately \$39.0 million exists in governmental activities as of September 30, 2012. This deficit is primarily the result of the County issuing bonds to finance the construction of infrastructure contributed to another governmental entity. As of September 30, 2012, the amount of bonds outstanding that were used to finance construction of assets transferred to another governmental entity was \$418.4 million. These bonds will be paid with future property tax revenues restricted for debt service.

**Deficit Fund Balance**

The County Radio Communications System, Election Chapter 19, Election Services Contract and Regional Animal Shelter special revenue funds had a deficit balance of \$1,363, \$2,834, \$21,039 and \$7,596, respectively, as of September 30, 2012. The County is awaiting reimbursement from other participating entities.



**WILLIAMSON COUNTY, TEXAS  
NOTES TO FINANCIAL STATEMENTS**

**NOTE 5. DEPOSITS AND INVESTMENTS**

As of September 30, 2012, the County had the following investments:

<u>Investment Type</u>	<u>Fair Value</u>	<u>Weighted Average Maturity (Days)</u>
Primary government:		
TexPool	\$ 16,512,585	41
TexPool Prime	69,235,950	32
TexStar	4,979,034	44
FCAR	37,910,095	184
FNMA	15,304,190	684
GE Capital	19,992,260	94
Toyota Mtr Commercial Paper	19,983,735	143
CD Investments	<u>11,015,903</u>	258
 Total fair value	 <u><u>\$ 194,933,752</u></u>	

The Public Funds Investment Act (Government Code Chapter 2256) contains specific provisions in the areas of investment practices, management reports and establishment of appropriate policies. Among other things, it requires the County to adopt, implement, and publicize an investment policy. That policy must address the following areas: (1) safety of principal and liquidity, (2) portfolio diversification, (3) allowable investments, (4) acceptable risk levels, (5) expected rates of return, (6) maximum allowable stated maturity of portfolio investments, (7) maximum average dollar-weighted maturity allowed based on the stated maturity date for the portfolio, (8) investment staff quality and capabilities, and (9) bid solicitation preferences for certificates of deposit. Statutes authorize the County to invest in (1) obligations of the U.S. Treasury, certain U.S. agencies, and the State of Texas; (2) certificates of deposit, (3) certain municipal securities, (4) money market savings accounts, (5) repurchase agreements, (6) bankers acceptances, (7) Mutual Funds, (8) investment pools, (9) guaranteed investment contracts, and (10) common trust test procedures related to investment practices as provided by the Act. The County is in substantial compliance with the requirements of the Act and with local policies.

The County's investment pools are 2a7-like pools. A 2a7-like pool is one which is not registered with the Securities and Exchange Commission (SEC) as an investment company, but nevertheless has a policy that it will, and does, operate in a manner consistent with the SEC's Rule 2a7 of the Investment Company Act of 1940. The County's investments in these pools is the same as the value of the pool shares, which are valued based on quoted market rates.

**WILLIAMSON COUNTY, TEXAS  
NOTES TO FINANCIAL STATEMENTS**

**NOTE 5. DEPOSITS AND INVESTMENTS – CONTINUED**

The County invests in Texas Local Government Investment Pool (TexPool), which was created under the Interlocal Cooperation Act, Texas Government Code Ann. Chapter 791 and the Texas Public Funds Investment Act. The Texas Treasury Safekeeping Trust Company (the Trust) is trustee of TexPool and is a limited purpose trust company authorized pursuant to Texas Government Code Ann. Section 404.103 for which the Texas State Comptroller is sole officer, director and shareholder. The advisory board of TexPool is composed of members appointed pursuant to the requirements of the Texas Public Funds Investment Act.

The County also invests in Texas Short Term Asset Reserve Program (TexSTAR) which has been organized in conformity with the Texas Government Code, and the Public Funds Investment Act. J.P. Morgan Investment Management, Inc. (JPMIM) or the (investment manager) and First Southwest Asset Management, Inc. (FSAM) serve as co-administrators for TEXSTAR. JPMIM provides investment management services, and FSAM provides participant services and marketing. Custodial, transfer agency, fund accounting and depository services are provided by JPMorgan Chase Bank, N.A. and/or its subsidiary J.P. Morgan Investor Services Co. The 12 member board of directors for TexStar is comprised of individuals from participating government entities in the pool.

*Interest Rate Risk.* In accordance with its investment policy, the County manages its exposure to declines in fair market values by limiting the average dollar-weighted maturity of its portfolio to a maximum of 365 days.

*Custodial Credit Risk.* In the case of deposits, this is the risk that in the event of a bank failure, the County's deposits may not be returned to it. State statutes require that all deposits in financial institutions be fully collateralized by U. S. Government Obligations or its agencies and instrumentalities or direct obligations of Texas or its agencies and instrumentalities that have a fair value of not less than the principal amount of deposits. As of September 30, 2012, the County's balances on deposit with financial institutions were collateralized with securities held by the pledging financial institution in the County's name or FDIC insurance. At September 30, 2012, the carrying amount of the County's demand deposits was \$64,922,345 and the bank balance was \$69,678,119.

*Credit Risk.* It is the County's policy, as defined in the Texas Public Funds Investment Act, to limit its investments to investment types with an investment quality rating not less than A or its equivalent by a nationally recognized statistical rating organization. The USB/VPB investments are not rated.

**WILLIAMSON COUNTY, TEXAS  
NOTES TO FINANCIAL STATEMENTS**

**NOTE 5. DEPOSITS AND INVESTMENTS – CONTINUED**

The remainder of the County's investments are rated as follows:

Investment Type	Rating	Rating Agency
TexPool	AAAm	Standard & Poor's
TexPool Prime	AAAm	Standard & Poor's
TexStar	AAAm	Standard & Poor's
FCAR	A - 1+ (sf)	Standard & Poor's
FNMA	AA+	Standard & Poor's
GE Capital	AA+	Standard & Poor's
Toyota Mtr Commercial Paper	AA+	Standard & Poor's

**NOTE 6. RECEIVABLES AND DEFERRED REVENUE**

Receivables as of year-end for the County's individual major funds and nonmajor funds in the aggregate, including the applicable allowances for uncollectible accounts, are as follows:

	Governmental Funds						Total
	General	Special Road and Bridge	Debt Service	Capital Projects	Pass-through Funding Program	Other Governmental Funds	
Receivables:							
Property taxes	\$ 1,340,317	\$ 155,708	\$ 782,434	\$ -	\$ -	\$ 3,337	\$ 2,281,796
Adjudicated fines	3,543,933	-	-	-	-	-	3,543,933
Emergency medical services	6,835,133	-	-	-	-	-	6,835,133
Intergovernmental	332,804	97,532	-	14,493,116	133,139,622	1,450,456	149,513,530
Interest	13,007	-	-	-	-	1,633	14,640
Other	825,424	17,210	-	-	-	254,070	1,096,704
Gross receivables	12,890,618	270,450	782,434	14,493,116	133,139,622	1,709,496	163,285,736
Less: allowance for uncollectibles	6,179,361	-	-	-	-	-	6,179,361
Net total receivables	<u>\$ 6,711,257</u>	<u>\$ 270,450</u>	<u>\$ 782,434</u>	<u>\$ 14,493,116</u>	<u>\$ 133,139,622</u>	<u>\$ 1,709,496</u>	<u>\$ 157,106,375</u>

**WILLIAMSON COUNTY, TEXAS  
NOTES TO FINANCIAL STATEMENTS**

**NOTE 6. RECEIVABLES AND DEFERRED REVENUE – CONTINUED**

Governmental funds report deferred revenue in connection with receivables for revenue that is not considered to be available to liquidate liabilities of the current period. Governmental funds also defer revenue recognition in connection with resources that have been received, but not yet earned. At the end of the current fiscal year, the various components of deferred revenue and unearned revenue reported in the governmental funds were as follows:

	<u>Unavailable</u>	<u>Unearned</u>
General Fund		
Delinquent property taxes receivable	\$ 1,238,211	\$ -
Adjudicated fines	1,062,538	-
Emergency medical services	1,660,618	-
Investment in capital lease	1,092,382	-
Other	-	324,518
	<u>5,053,749</u>	<u>324,518</u>
Total General Fund		
	5,053,749	324,518
Special Road and Bridge		
Delinquent property taxes receivable	144,556	-
Other	-	16,604
	<u>144,556</u>	<u>16,604</u>
Total Special Road and Bridge		
	144,556	16,604
Debt Service Fund		
Delinquent property taxes receivable	<u>722,103</u>	<u>-</u>
Total Debt Service Fund		
	722,103	-
Capital Projects Fund		
Intergovernmental	<u>13,581,765</u>	<u>-</u>
Total Capital Projects Fund		
	13,581,765	-
Other Governmental Funds		
Delinquent property taxes receivable	3,337	-
Animal shelter fees	131,994	-
Other	-	1,153,910
	<u>135,331</u>	<u>1,153,910</u>
Total Other Governmental Funds		
	135,331	1,153,910
Total Governmental Funds		
	<u>\$ 19,637,504</u>	<u>\$ 1,495,032</u>

**WILLIAMSON COUNTY, TEXAS  
NOTES TO FINANCIAL STATEMENTS**

**NOTE 7. CAPITAL ASSETS**

Capital asset activity for the year ended September 30, 2012, was as follows:

	Beginning Balance	Additions/ Transfers to	Disposals/ Transfers from	Ending Balance
Governmental activities:				
Capital assets, not being depreciated				
Land	\$ 126,496,319	\$ 4,417,236	\$ (563,894)	\$ 130,349,661
Construction in progress	<u>21,705,197</u>	<u>27,058,081</u>	<u>(13,324,910)</u>	<u>35,438,368</u>
Total assets not being depreciated	148,201,516	31,475,317	(13,888,804)	165,788,029
Capital assets, being depreciated:				
Buildings and improvements	166,462,430	872,923	-	167,335,353
Infrastructure	212,756,320	13,256,040	(23,874)	225,988,486
Intangible	15,496,692	2,697,801	(42,380)	18,152,113
Machinery and equipment	<u>57,986,588</u>	<u>4,531,250</u>	<u>(1,961,641)</u>	<u>60,556,197</u>
Total capital assets being depreciated	452,702,030	21,358,014	(2,027,895)	472,032,149
Less accumulated depreciation:				
Buildings and improvements	39,184,567	4,669,035	(50,101)	43,803,501
Infrastructure	75,054,684	8,334,999	(23,874)	83,365,809
Intangible	2,649,704	874,446	-	3,524,150
Machinery and equipment	<u>29,164,449</u>	<u>5,057,020</u>	<u>(1,726,666)</u>	<u>32,494,803</u>
Total accumulated depreciation	146,053,404	18,935,500	(1,800,641)	163,188,263
Total capital assets being depreciated, net	<u>306,648,626</u>	<u>2,422,514</u>	<u>(227,254)</u>	<u>308,843,886</u>
Governmental activities capital assets, net	<u>\$ 454,850,142</u>	<u>\$ 33,897,831</u>	<u>\$ (14,116,058)</u>	<u>\$ 474,631,915</u>

**WILLIAMSON COUNTY, TEXAS  
NOTES TO FINANCIAL STATEMENTS**

**NOTE 7. CAPITAL ASSETS – CONTINUED**

Depreciation expense was charged to functions/programs of the County as follows:

Governmental activities:		
General government	\$	2,008,246
Public safety		5,129,349
Transportation support		9,509,547
Judicial		807,123
Community services		1,463,078
Capital assets held by the County's internal service funds are charged to the various functions based on their usage of the assets		<u>18,157</u>
 Total depreciation expense - governmental activities	 \$	 <u>18,935,500</u>

**Construction Commitments**

The County has active construction projects as of September 30, 2012. The projects include road construction, parks and park improvements, as well as facilities construction. As of September 30, 2012, the County's commitments with contractors were as follows:

<u>Project</u>	<u>Spent-to-date</u>	<u>Remaining Commitment</u>
Road construction, parks and park improvements, facilities construction	<u>\$ 995,388,509</u>	<u>\$ 43,002,268</u>

**WILLIAMSON COUNTY, TEXAS  
NOTES TO FINANCIAL STATEMENTS**

**NOTE 8. INTERFUND RECEIVABLES, PAYABLES AND TRANSFERS**

Interfund receivable and payable balances at September 30, 2012 are as follow:

	Receivable Balance	Payable Balance
General Fund:		
Capital Projects Fund	\$ 2,231,784	\$ -
Capital Projects Fund:		
General Fund	-	2,231,784
Total	\$ 2,231,784	\$ 2,231,784

The general fund provided the capital projects fund with money to complete certain road projects. The general fund will be reimbursed in the following year.

The composition of interfund transfers for the year ended September 30, 2012 is as follows:

	Transfers In			Total
	General	Capital Projects	Other Governmental Funds	
Transfers out:				
General fund	\$ -	\$ -	\$ 6,193,300	\$ 6,193,300
Debt service fund	-	-	-	-
Capital projects fund	-	-	65,000	65,000
Special road and bridge	-	1,411,949	-	1,411,949
Pass-through toll fund	-	-	-	-
Other governmental funds	158,152	-	89,890	248,042
Total transfers out	\$ 158,152	\$ 1,411,949	\$ 6,348,190	\$ 7,918,291

Transfers are used to: (1) move revenues from the fund required by statute or budget to collect them to the fund required by statute or budget to expend them; and (2) fund the County's match portion for grants.

**WILLIAMSON COUNTY, TEXAS  
NOTES TO FINANCIAL STATEMENTS**

**NOTE 9. INVESTMENT IN LEASES**

The County has a 30-year agreement to lease a building to the Children's Advocacy Center. For accounting purposes, the County has classified the lease as a direct financing lease. At September 30, 2012, the future minimum lease payments to be received under the lease are as follows:

<u>Year Ending September 30,</u>	<u>Payment</u>
2013	\$ 24,000
2014	24,000
2015	24,000
2016	24,000
2017	24,000
2018-2022	120,000
2013-2027	120,000
2028-2032	120,000
2033-2037	120,000
2038	<u>20,000</u>
Total minimum lease payments receivable	620,000
Less: unearned income	(452,646)
Estimated unguaranteed residual value	<u>781,992</u>
Net investment in capital lease	<u><u>\$ 949,346</u></u>

The County has agreements to lease radio equipment to other governments. For accounting purposes, the County has classified the lease as a direct financing lease. At September 30, 2012, the future minimum lease payments to be received under the lease are as follows:

<u>Year Ending September 30,</u>	<u>Payment</u>
2013	\$ 66,852
2014	30,291
2015	20,698
2016	11,430
2017	11,430
2018-2019	<u>14,524</u>
Total minimum lease payments receivable	155,225
Less: unearned income	<u>(12,189)</u>
Net investment in capital lease	<u><u>\$ 143,036</u></u>



**WILLIAMSON COUNTY, TEXAS  
NOTES TO FINANCIAL STATEMENTS**

**NOTE 10. LONG-TERM LIABILITIES**

The following is a summary of the long-term liability transactions of the County, including blended component units, for the year ended September 30, 2012:

	Balance September 30, 2011	Additions	Retirements	Balance September 30, 2012	Amounts Due Within One Year
Governmental activities					
Bonds payable	\$ 820,709,942	\$ 194,680,000	\$ 218,020,000	\$ 797,369,942	\$ 31,915,000
Accumulated accretion of interest	6,724,007	335,384	-	7,059,391	-
Deferred amounts:					
For issuance premium	27,688,516	31,620,532	9,494,915	49,814,133	3,058,167
For issuance discount	(1,057,578)	(386,008)	(304,536)	(1,139,050)	(80,879)
For loss on refunding	(13,386,798)	(23,628,039)	(5,666,467)	(31,348,370)	(2,823,025)
Total bonds payable	<u>840,678,089</u>	<u>202,621,869</u>	<u>221,543,912</u>	<u>821,756,046</u>	<u>32,069,263</u>
Tax anticipation notes	5,985,000	-	1,420,000	4,565,000	1,470,000
Capital lease	268,769	-	177,621	91,148	91,148
Net OPEB obligation	17,321,450	7,549,559	1,224,269	23,646,740	-
Compensated absences	<u>4,644,970</u>	<u>6,654,399</u>	<u>6,530,596</u>	<u>4,768,773</u>	<u>4,768,773</u>
Total governmental activities	<u>\$ 868,898,278</u>	<u>\$ 216,825,827</u>	<u>\$ 230,896,398</u>	<u>\$ 854,827,707</u>	<u>\$ 38,399,184</u>

The compensated absences liability will be liquidated primarily by the General Fund and the Special Road and Bridge Fund. The OPEB obligation will be liquidated primarily by the General Fund.

Per Williamson County policy, sick leave is not paid out upon termination and is not included in the compensated absences calculation. Compensated absences includes accrued vacation, holiday and comp time that will be paid within the following year. It is expected that the entire amount will be expended during the following year.

Approximately \$379 million of the County's bonds outstanding as of September 30, 2012, were issued to construct or acquire capital assets for the County. The remainder of the outstanding bonds are used for construction of County infrastructure that is not a County owned asset, and therefore is not capital related, but benefits County citizens.

**WILLIAMSON COUNTY, TEXAS  
NOTES TO FINANCIAL STATEMENTS**

**NOTE 10. LONG-TERM LIABILITIES – CONTINUED**

**Bonds**

Long-term debt of the County consists of various issues of General Obligation Bonds and Certificates of Obligation. General Obligation Bonds require voter approval at a public election before issuance, while Certificates of Obligation are issued upon the vote of the Commissioner’s Court. Both types are backed by the full faith and credit of the County. Debt service is primarily paid from ad valorem taxes with the exception of the Pass Through Toll Revenue and Limited Tax Certificates of Obligation which are payable from pass-through toll revenue from TXDOT.

<b>Issue Date</b>	<b>Description</b>	<b>Maturity</b>	<b>Original Amount</b>	<b>Interest Rate / Coupon Date</b>
4/13/2004	Unlimited Tax Road & Refunding Bonds Series 2004	2/15/2029	\$ 82,535,000	3.0-5.25% 2/15, 8/15
4/13/2004	Limited Tax Refunding Bonds Series 2004A	2/15/2020	62,110,000	3.0-5.25% 2/15, 8/15
4/5/2005	Unlimited Tax Refunding Bonds Series 2005	2/15/2022	83,590,000	5.0-5.25% 2/15, 8/15
1/17/2006	Unlimited Tax Road Bonds Series 2006	2/15/2030	53,465,000	4.0-5.0% 2/15, 8/15
2/16/2006	Combination Tax & Revenue CO's Series 2006	2/15/2026	46,180,000	3.5-5.0% 2/15, 8/15
9/27/2006	Pass Through Toll & Limited Tax Series 2006	2/15/2026	27,000,000	4.0-5.0% 2/15, 8/15
11/16/2006	Unlimited Tax Refunding Bonds Series 2006	2/15/2027	91,346,942	4.0-5.0% 2/15, 8/15
11/16/2006	Limited Tax Refunding Bonds Series 2006A	2/15/2026	16,946,000	4.0-4.5% 2/15, 8/15
9/27/2007	Unlimited Tax Road Bonds Series 2007	2/15/2032	147,535,000	4.0-5.0% 2/15, 8/15
9/27/2007	Limited Tax Bonds Series 2007A	2/15/2022	14,000,000	4.0-4.6% 2/15, 8/15
9/29/2008	Limited Tax Notes Series 2008	9/30/2015	10,000,000	3.34% 2/15, 8/15
3/3/2009	Limited Tax Bonds Series 2009	9/30/2029	8,000,000	3.0-5.0% 2/15, 8/15
3/3/2009	Pass Through Toll & Limited Tax Series 2009	9/30/2034	89,235,000	3.0-5.125% 2/15,8/15
7/14/2010	Pass Through Toll & Limited Tax Series 2010	9/30/2035	33,995,000	3.0-5.0% 2/15,8/15

**WILLIAMSON COUNTY, TEXAS  
NOTES TO FINANCIAL STATEMENTS**

**NOTE 10. LONG-TERM LIABILITIES – CONTINUED**

**Bonds – Continued**

<b>Issue Date</b>	<b>Description</b>	<b>Maturity</b>	<b>Original Amount</b>	<b>Interest Rate / Coupon Date</b>
11/18/2010	Limited Tax Refunding Bonds Series 2010	9/30/2026	12,930,000	2.0-4.0% 2/15,8/15
4/12/2011	Unlimited Tax Road Bonds Series 2011	9/30/2036	76,860,000	2.0-5.0% 2/15,8/15
11/30/2011	Limited Tax Refunding Bonds Series 2011	2/15/2025	36,565,000	3.0-5.0% 2/15,8/15
11/30/2011	Pass Through Toll & Limited Tax Series 2011	2/15/2031	10,000,000	2.0-4.0% 2/15,8/15
3/21/2012	Limited Tax Refunding Bonds Series 2012	2/15/2030	140,640,000	3.0-5.0% 2/15,8/15

***Refunding Bonds (from table)***

In April 2004, Unlimited Tax Road and Refunding Bonds, Series 2004 in the amount of \$82,535,000 were issued. \$11,875,000 of these bonds was used to provide resources to purchase U. S. Government Securities that were placed in an irrevocable trust for the purpose of generating resources for all future debt service payments of \$12,500,000 of Unlimited Tax Road Bonds, Series 1997. As a result, the refunded bonds are considered to be defeased and the liability has been removed from the governmental activities column of the statement of net assets.

Also in April 2004, Limited Tax Refunding Bonds, Series 2004A in the amount of \$62,110,000 were issued. These bonds were used to provide resources to purchase U.S. Government Securities that were placed in an irrevocable trust for the purpose of generating resources for all future debt service payments of \$60,600,000 of certificates of obligation. As a result, the refunded bonds are considered to be defeased and the liability has been removed from the governmental activities column of the statement of net assets.

Unlimited Tax Refunding Bonds, Series 2005 in the amount of \$83,590,000 were issued in April of 2005. These bonds were used to provide resources to purchase U.S. Government State and Local Government Series Securities that were placed in an irrevocable trust for the purpose of generating resources for all future debt service payments of \$90,928,483 of unlimited bonds. As a result, the refunded bonds are considered to be defeased and the liability has been removed from the governmental activities column of the statement of net assets. The reacquisition price exceeded the net carrying amount of the old debt by \$6,568,483. This amount is being netted against the new debt and amortized over the remaining life of the refunded debt, which is shorter than the life of the new debt issued. This advance refunding was undertaken to decrease total debt service payments over the next 23 years by \$4,337,171 and resulted in an economic gain of \$3,442,608.

**WILLIAMSON COUNTY, TEXAS  
NOTES TO FINANCIAL STATEMENTS**

**NOTE 10. LONG-TERM LIABILITIES – CONTINUED**

***Refunding Bonds (from table) – Continued***

In November of 2006, Unlimited Tax Refunding Bonds, Series 2006 in the amount of \$91,364,941 were issued. These bonds were used to provide resources to purchase U.S. Government State and Local Government Series Securities that were placed in an irrevocable trust for the purpose of generating resources for all future debt service payments of \$95,232,230 of unlimited tax road bonds. As a result, the refunded bonds are considered to be defeased and the liability has been removed from the governmental activities column of the statement of net assets. The reacquisition price exceeded the net carrying amount of the old debt by \$3,867,231. This amount is being netted against the new debt and amortized over the remaining life of the refunded debt, which is shorter than the life of the new debt issued. This advance refunding was undertaken to decrease total debt service payments over the next 21 years by \$5,097,526 and resulted in an economic gain of \$3,603,395.

Also in November of 2006, Limited Tax Refunding Bonds, Series 2006 in the amount of \$16,946,000 were issued. These bonds were used to purchase U. S. Government State and Local Government Series Securities that were placed in an irrevocable trust for the purpose of generating resources for all future debt service payments of \$16,594,545 of general obligation bonds. As a result, the refunded bonds are considered to be defeased and the liability has been removed from the governmental activities column of the statement of net assets. The reacquisition price exceeded the net carrying amount of the old debt by \$759,544. This amount is being netted against the new debt and amortized over the remaining life of the refunded debt, which is shorter than the life of the new debt issued. This advance refunding was undertaken to decrease total debt service payments over the next 13 years by \$687,988, and resulted in an economic gain of \$752,225.

In November of 2010, Limited Tax Refunding Bonds, Series 2010 in the amount of \$12,930,000 were issued. These bonds were used to purchase U. S. Government State and Local Government Series Securities that were placed in an irrevocable trust for the purpose of generating resources for all future debt service payments of \$12,235,000 of certain Series 2001 tax road bonds, Series 2002A general obligation bonds, and Series 2006 Pass-through toll and limited tax bonds. As a result, the refunded bonds are considered to be defeased and the liability has been removed from the governmental activities column of the statement of net assets. The reacquisition price exceeded the net carrying amount of the old debt by \$1,170,896. This amount is being netted against the new debt and amortized over the remaining life of the refunded debt, which is shorter than the life of the new debt issued. This advance refunding was undertaken to decrease total debt service payments over the next 15 years by \$685,563, and resulted in an economic gain of \$634,140.

**WILLIAMSON COUNTY, TEXAS  
NOTES TO FINANCIAL STATEMENTS**

**NOTE 10. LONG-TERM LIABILITIES – CONTINUED**

***Refunding Bonds (from table) – Continued***

In November of 2011, Limited Tax Refunding Bonds, Series 2011 in the amount of \$36,565,000 were issued. These bonds were used to purchase U. S. Government State and Local Government Series Securities that were placed in an irrevocable trust for the purpose of generating resources for all future debt service payments of \$38,215,000 of certain Series 2004A limited tax bonds, Series 2006 pass-through revenue bonds and Series 2004 unlimited tax road bonds. As a result, the refunded bonds are considered to be defeased and the liability has been removed from the governmental activities column of the statement of net assets. The reacquisition price exceeded the net carrying amount of the old debt by \$3,906,230. This amount is being netted against the new debt and amortized over the remaining life of the refunded debt, which is shorter than the life of the new debt issued. This advance refunding was undertaken to decrease total debt service payments over the next 10 years by \$2,670,494, and resulted in an economic gain of \$2,417,237.

In March 2012, Limited Tax Refunding Bonds, Series 2012 in the amount of \$140,640,000 were issued. These bonds were used to purchase U. S. Government State and Local Government Series Securities that were placed in an irrevocable trust for the purpose of generating resources for all future debt service payments of \$145,425,000 of certain Series 2004 unlimited tax road bonds, Series 2006 unlimited tax road bonds, Series 2006 combination tax revenue bonds, Series 2006 pass through toll revenue and limited tax bonds and Series 2007 unlimited tax road bonds. As a result, the refunded bonds are considered to be defeased and the liability has been removed from the governmental activities column of the statement of net assets. The reacquisition price exceeded the net carrying amount of the old debt by \$19,426,215. This amount is being netted against the new debt and amortized over the remaining life of the refunded debt, which is shorter than the life of the new debt issued. This advance refunding was undertaken to decrease total debt service payments over the next 18 years by \$13,852,773, and resulted in an economic gain of \$10,699,260.

In the current and prior years, the County defeased certain bonds by placing the proceeds of new bonds in an irrevocable trust to provide future debt service payments on the old bonds. Accordingly, the trust account assets and liabilities for the defeased bonds are not included in the County's financial statements. On September 30, 2012, \$191,675,000 of bonds considered defeased are still outstanding.

**WILLIAMSON COUNTY, TEXAS  
NOTES TO FINANCIAL STATEMENTS**

**NOTE 10. LONG-TERM LIABILITIES – CONTINUED**

**Blended Component Unit**

<b>Issue Date</b>	<b>Description</b>	<b>Maturity</b>	<b>Original Amount</b>	<b>Interest Rate / Coupon Date</b>
2/14/2002	Unlimited Tax Road Bonds Series 2002	8/15/2015	\$6,425,000	4.9-5.75% 2/15, 8/15
3/27/2003	Unlimited Tax Road Bonds Series 2003	8/15/2023	4,620,000	3.5-5.0% 2/15, 8/15
9/13/2005	Unlimited Tax Road Bonds Series 2005	8/15/2029	5,955,000	4.0-4.8% 2/15, 8/15
7/3/2007	Unlimited Tax Refunding Bonds Series 2007	8/15/2022	3,535,000	3.9-5.5% 2/15, 8/15
3/21/2012	Unlimited Tax Refunding Bonds Series 2012	9/30/2025	7,475,000	2.0-4.0% 2/15, 8/15

The bonds listed above were issued by Avery Ranch Road District, a blended component unit of Williamson County. The bonds constitute direct obligations of the Avery Ranch Road District payable from ad valorem taxes levied upon all taxable property located within the Road District.

Unlimited Tax Refunding Bonds, Series 2007 in the amount of \$3,535,000 were issued by the Avery Ranch Road District. These bonds were used to purchase U.S. Government State and Local Government Series Securities that were placed in an irrevocable trust for the purpose of generating resources for all future debt service payments of \$3,534,378 of general obligation bonds. As a result, the refunded bonds are considered to be defeased and the liability has been removed from the governmental activities column of the statement of net assets. The reacquisition price exceeded the net carrying amount of the old debt by \$352,490. This amount is being netted against the new debt and amortized over the remaining life of the refunded debt, which is shorter than the life of the new debt issued.

**WILLIAMSON COUNTY, TEXAS  
NOTES TO FINANCIAL STATEMENTS**

**NOTE 10. LONG-TERM LIABILITIES – CONTINUED**

**Refunding Bonds (Blended Component Unit)**

Unlimited Tax Refunding Bonds, Series 2012 in the amount of \$7,475,000 were issued by the Avery Ranch Road District. These bonds were used to purchase U.S. Government State and Local Government Series Securities that were placed in an irrevocable trust for the purpose of generating resources for all future debt service payments of \$7,535,000 certain series 2002 unlimited tax road bonds, series 2003 unlimited tax road bonds and series 2005 unlimited tax road bonds. As a result, the refunded bonds are considered to be defeased and the liability has been removed from the governmental activities column of the statement of net assets. The reacquisition price exceeded the net carrying amount of the old debt by \$295,594. This amount is being netted against the new debt and amortized over the remaining life of the refunded debt, which is shorter than the life of the new debt issued. This advance refunding was undertaken to decrease the total debt service payments over the next 13 years by \$966,820, and resulted in an economic gain of \$791,445. The bonds constitute direct obligations of the Avery Ranch Road District payable from ad valorem taxes levied upon all taxable property located within the Road District.

On September 30, 2012, \$2,510,000 of bonds considered defeased are still outstanding.

**Debt Service Requirement – All Bonds and Tax Anticipation Notes**

The debt service requirements to maturity on all bonds and tax anticipation notes are:

Fiscal Year Ending September 30,	Principal	Interest	Total
2013	\$ 33,385,000	\$ 36,070,886	\$ 69,455,886
2014	35,425,000	34,544,412	69,969,412
2015	36,510,000	32,933,424	69,443,424
2016	38,880,000	31,190,811	70,070,811
2017	40,680,000	29,382,111	70,062,111
2018 - 2022	221,840,000	128,305,762	350,145,762
2023 - 2027	229,710,000	66,866,695	296,576,695
2028 - 2032	135,240,000	24,852,535	160,092,535
2033 - 2038	40,255,000	3,259,975	43,514,975
Total	<u>\$ 811,925,000</u>	<u>\$ 387,406,611</u>	<u>\$ 1,199,331,611</u>

Included in the above principal amounts are accreted interest amounts that have not yet been recognized at September 30, 2012.

**WILLIAMSON COUNTY, TEXAS  
NOTES TO FINANCIAL STATEMENTS**

**NOTE 10. LONG-TERM LIABILITIES – CONTINUED**

**Capital Lease**

In November 2007, the County entered into a lease agreement, as lessee, for financing the acquisition of digital radios. This lease agreement qualifies as a capital lease for accounting purposes; however, the individual digital radios did not exceed the County's capitalization threshold and are not reported as a capital asset in the government-wide financial statements.

The following is a schedule of the future minimum lease payments under these agreements, and the present value of the net minimum lease payments at September 30:

Year Ending September 30,		\$
2013		92,743
		92,743
Less interest portion		1,595
Obligations under capital lease		\$ 91,148

**NOTE 11. RETIREMENT PLAN**

**Plan Description**

Williamson County, Texas, provides retirement, disability, and death benefits for all of its fulltime employees through a nontraditional defined benefit pension plan in the statewide Texas County and District Retirement System (TCDRS). The Board of Trustees of TCDRS is responsible for the administration of the statewide agent multiple-employer public employee retirement system consisting of 586 nontraditional defined benefit pension plans. TCDRS, in the aggregate, issues a comprehensive annual financial report (CAFR) on a calendar year basis. The CAFR is available upon written request from the TCDRS Board of Trustees at P.O. Box 2034, Austin, Texas 78768-2034.



**WILLIAMSON COUNTY, TEXAS  
NOTES TO FINANCIAL STATEMENTS**

**NOTE 11. RETIREMENT PLAN – CONTINUED**

**Plan Description – Continued**

The plan provisions are adopted by the governing body of the employer, within the options available in the Texas state statutes governing TCDRS (TCDRS Act). Members can retire at ages 60 and above with 8 or more years of service, with 30 years of service regardless of age, or when the sum of their age and years of service equals 75 or more. Members are vested after 8 years of service, but must leave their accumulated deposits in the plan to receive any employer-financed benefit. Members who withdraw their personal deposits in a lump sum are not entitled to any amounts contributed by their employer.

Benefit amounts are determined by the sum of the employee's contributions to the plan, with interest, and employer-financed monetary credits. The level of these monetary credits is adopted by the governing body of the employer within the actuarial constraints imposed by the TCDRS Act so that the resulting benefits can be expected to be adequately financed by the employer's commitment to contribute. At retirement, death, or disability, the benefit is calculated by converting the sum of the employee's accumulated deposits and the employer financed monetary credits to a monthly annuity using annuity purchase rates prescribed by the TCDRS Act.

**Funding Policy**

The employer has elected the annually determined contribution rate (variable-rate) plan provisions of the TCDRS Act. The plan is funded by monthly contributions from both employee members and the employer based on the covered payroll of employee members. Under the TCDRS Act, the contribution rate of the employer is actuarially determined annually.

The employer contributed using the actuarially determined rate of 11.59% for the months of the accounting year in 2011, and 11.96% for the months of the accounting year in 2012.

The deposit rate payable by the employee members for calendar year 2012 is the rate of 7.0%, as adopted by the governing body of the employer.

The annual required contributions were actuarially determined as a percent of the covered payroll of the participating employees, and were in compliance with the GASB Statement No. 27 parameters based on the actuarial valuations as of December 31, 2010 and December 31, 2011, the basis for determining the contribution rates for calendar years 2011 and 2012. The December 31, 2011, actuarial valuation is the most recent valuation.

**WILLIAMSON COUNTY, TEXAS  
NOTES TO FINANCIAL STATEMENTS**

**NOTE 11. RETIREMENT PLAN – CONTINUED**

**Funding Policy – Continued**

**Actuarial Liabilities and Funding Progress**

Actuarial Valuation Date	12/31/2009	12/31/2010	12/31/2011
Actuarial cost method	entry age	entry age	entry age
Amortization method	level percentage of payroll, closed	level percentage of payroll, closed	level percentage of payroll, closed
Amortization period	20	20	20
Asset valuation method	SAF: 10-Yr smoothed value ESF: Fund Value	SAF: 10-Yr smoothed value ESF: Fund Value	SAF: 10-Yr smoothed value ESF: Fund Value
Actuarial Assumptions:			
Investment return	8.00%	8.00%	8.00%
Projection salary increases	5.3	5.4	5.4
Inflation	3.5	3.5	3.5
Cost-of-living adjustments	0.00%	0.00%	0.00%

**Trend Information for the  
Retirement Plan for the Employees of Williamson County**

Fiscal year	2010	2011	2012
Annual required contribution (ARC)	\$ 7,647,795	\$ 7,952,547	\$ 8,313,448
Interest on net pension asset	(36,160)	(37,925)	(39,678)
Adjustment to ARC	14,095	16,015	16,755
Annual pension cost	7,625,730	7,930,637	8,290,525
Contributions made	(7,647,795)	(7,952,548)	(8,313,449)
Change in net pension obligation (asset)	(22,065)	(21,911)	(22,924)
Net pension obligation (asset), beginning of year	(452,000)	(474,065)	(495,976)
Net pension obligation (asset), end of year	<u>\$ (474,065)</u>	<u>\$ (495,976)</u>	<u>\$ (518,900)</u>
Percentage of APC contributed	100.3%	100.3%	100.3%

**WILLIAMSON COUNTY, TEXAS  
NOTES TO FINANCIAL STATEMENTS**

**NOTE 11. RETIREMENT PLAN – CONTINUED**

**Funding Policy – Continued**

**Schedule of Funding Progress for the Retirement Plan  
for the Employees of Williamson County**

Year	Actuarial Value of Assets (a)	Actuarial Accrued Liability (AAL) (b)	Unfunded AAL (UAAL) (b-a)	Funded Ratio (a/b)	Annual Covered Payroll (1) (c)	UAAL as a Percentage of Covered Payroll ((b-a)/c)
2009	150,648,682	177,829,301	27,180,619	84.72%	67,890,361	40.04%
2010	166,561,976	196,395,543	29,833,567	84.81%	69,109,762	43.17%
2011	183,993,927	216,696,839	32,702,915	84.91%	69,836,152	46.83%

**NOTE 12. POSTEMPLOYMENT HEALTH CARE**

*Plan Description and Funding Policy.* In addition to the pension benefits described above, the Commissioners' Court established a medical insurance benefit plan for retirees. The County administers this single-employer defined benefit medical plan (the Retiree Medical Plan). The Retiree Medical Plan does not issue a publicly available financial report. Eligible retirees will be provided medical insurance benefits at a set premium rate equal to the County employees' rate. Dental insurance benefits for retirees have a set premium rate that closely approximates the County employees' rate. Eligible retirees may also cover their eligible dependents. Retirees are responsible for paying the premiums. A retiree is defined as someone who is receiving lifetime monthly Texas County and District retirement pension benefit payments and who retired directly from active employment with Williamson County. The County will stop insurance coverage on the retiree and dependent on the last day of the month when one of the following occurs:

1. The retiree reaches age 65; or
2. The retiree fails to submit the required set premium rate.

Effective May 24, 2005, the County grandfathered current retirees with dependents over age 65 so that their dependents are covered until the retiree reaches age 65 (or 70 for those previously grandfathered retirees who retired prior to May 1, 1994). Other current retirees and any future retirees with dependents under age 65 will lose dependent coverage when the dependent reaches age 65. Retirees will continue to have individual coverage until they reach the age of 65.

**WILLIAMSON COUNTY, TEXAS  
NOTES TO FINANCIAL STATEMENTS**

**NOTE 12. POSTEMPLOYMENT HEALTH CARE – CONTINUED**

*Annual OPEB Cost and Net OPEB Obligation.* The County's annual other postemployment benefit (OPEB) cost is calculated based on the annual required contribution of the employer (ARC), an amount actuarially determined in accordance with the parameters of GASB Statement 45. The ARC represents a level of funding that if paid on an ongoing basis, is projected to cover normal cost each year and amortize any unfunded actuarial liabilities (or funding excess) over a closed period not to exceed 28 years. The following table shows the components of the County's annual OPEB cost for the year, the amount actually contributed to the plan, and changes in the County's OPEB obligation to the postemployment medical plan.

Fiscal Year	2010	2011	2012
Annual Required Contribution (ARC)	\$ 6,211,570	\$ 7,446,009	\$ 7,684,281
Interest on Net OPEB Obligation	217,088	438,698	692,858
Adjustment to the ARC	(241,417)	(658,189)	(827,580)
Annual OPEB Cost	6,187,241	7,226,518	7,549,559
Contributions Made	(646,993)	(872,520)	(1,224,269)
Increase in Net OPEB Obligation	5,540,248	6,353,998	6,325,290
Net OPEB Obligation, beginning of year	5,427,204	10,967,452	17,321,450
Net OPEB Obligation, end of year	<u>\$ 10,967,452</u>	<u>\$ 17,321,450</u>	<u>\$ 23,646,740</u>

Fiscal Year Ended	Annual OPEB Cost	Actual Contribution Made	Percentage of Annual OPEB Cost Contributed	Net OPEB Obligation
9/30/2010	\$ 6,187,241	\$ 646,993	10.5%	\$ 10,967,452
9/30/2011	7,226,518	872,520	12.1%	17,321,450
9/30/2012	7,549,559	1,224,269	16.2%	23,646,740

*Funded Status and Funding Progress.* The funding status of the post employment medical plan as of the most recent actuarial valuation date is as follows:

Actuarial Valuation Date	Actuarial Value of Assets (a)	Actuarial Accrued Liability (AAL) (b)	Unfunded AAL (UAAL) (b-a)	Funded Ratio (a/b)	Covered Payroll (c)	UAAL as a Percentage of Covered Payroll ((b-a)/c)
10/1/2009	\$ -	36,522,500	36,522,500	0.00%	69,690,520	52.41%
10/1/2010	-	47,659,778	47,659,778	0.00%	n/a	n/a
10/1/2010	-	47,659,778	47,659,778	0.00%	n/a	n/a

**WILLIAMSON COUNTY, TEXAS  
NOTES TO FINANCIAL STATEMENTS**

**NOTE 12. POSTEMPLOYMENT HEALTH CARE – CONTINUED**

Actuarial valuations of an ongoing plan involve estimates of the value reported amounts and assumptions about the probability of occurrence of events far into the future. Examples include assumptions about future employment, mortality, and the healthcare cost trend. Amounts determined regarding the funded status of the plan and the annual required contributions of the employer are subject to continual revision as actual results are compared with past expectations and new estimates are made about the future. A schedule of funding progress presents multi-trend information about whether the actuarial value of plan assets is increasing or decreasing over time relative to the actuarial accrued liabilities for benefits. The County's schedule of funding progress appears on the previous page.

*Actuarial Methods and Assumptions.* Projections of benefits for financial reporting purposes are based on the substantive plan (the plan as understood by the employer and plan members) and include the types of benefits provided at the time of each valuation and the historical pattern of sharing benefit costs between the employer and plan members to that point. The actuarial methods and assumptions used include techniques that are designed to reduce the effects of short-term volatility in actuarial accrued liabilities and the actuarial value of assets, consistent with the long-term perspective of the calculations.

In the October 1, 2010 actuarial valuation, the projected unit credit actuarial cost method was used. The actuarial assumptions include an inflation rate of 3.2% and a 4.0% investment rate of return compounded annually (net of administrative expenses), which is a blended rate of the expected long-term investment returns on plan assets and on the employer's own investments calculated based on the funded level of the plan at the valuation date, an annual health care cost trend rate of 8.3% in the first year, 7.8% in the second year, 7.0% in the third year, 6.3% in the fourth year, and ultimately grade down to 4.7% per year after the 72<sup>nd</sup> year. The actuarial value of assets was determined using techniques that spread the effects of short-term volatility in the market value of investments over a five-year period. The UAAL is being amortized as a level dollar over a closed 28-year period.

**NOTE 13. EMPLOYEE BENEFITS PLAN**

The County provides group medical benefits to its employees on a self-funded basis. Stop-loss coverage is provided by an insurance company and an independent company serves as Claim Administrator.

All full-time County employees (regularly scheduled to work at least 30 hours per week) are eligible for coverage under the Plan. Employees can enroll for personal coverage and dependent coverage.

**WILLIAMSON COUNTY, TEXAS  
NOTES TO FINANCIAL STATEMENTS**

**NOTE 13. EMPLOYEE BENEFITS PLAN – CONTINUED**

A reconciliation of claims liabilities is shown below.

	<u>2012</u>	<u>2011</u>
Claims liabilities at October 1	\$ 648,538	\$ 993,503
Incurred claims	13,789,882	13,698,559
Payments on claims	<u>(13,456,700)</u>	<u>(14,043,524)</u>
Claims liabilities at September 30	<u>\$ 981,720</u>	<u>\$ 648,538</u>

All claim liabilities are due within one year.

**NOTE 14. RISK MANAGEMENT**

The County is exposed to various risks of loss related to torts; theft of, damage to and destruction of assets; errors and omissions; and natural disasters. The County provides for the management of risks through a combination of self-insurance and traditional insurance. The amount of settlements has not exceeded insurance coverage for each of the past three fiscal years.

**NOTE 15. COMMITMENTS AND CONTINGENCIES**

The County is the defendant in a number of lawsuits arising principally in the normal course of operations. In the opinion of management, the outcome of these lawsuits will not have a material adverse effect on the accompanying combined financial statements, and accordingly, no provision for losses has been recorded.

The County participates in numerous state and federal grant programs, which are governed by various rules and regulations of the grantor agencies. Costs charged to the respective grant programs are subject to audit and adjustment by the grantor agencies; therefore, to the extent that the County has not complied with the rules and regulations governing the grants, refunds of any money received may be required and the collectability of any related receivable at September 30, 2012, may be impaired. In the opinion of the County, there are no significant contingent liabilities relating to compliance with the rules and regulations governing the respective grants; therefore, no provision has been recorded in the accompanying combined financial statements for such contingencies.

**WILLIAMSON COUNTY, TEXAS  
NOTES TO FINANCIAL STATEMENTS**

**NOTE 16. SUBSEQUENT EVENTS**

In December 2012, Limited Tax Refunding Bonds in the amount of \$32,895,000 were issued. The purpose was for the advance refunding of a portion of existing debt to the County and for paying costs of issuing 2012 Limited Tax Refunding Bonds. The bonds constitute a direct obligation of the County payable from ad valorem taxes levied upon all taxable property located within the County. Interest rates ranging from 0.55% to 2.92% are payable at February 15 and August 15 of each year.

**COMBINING AND INDIVIDUAL  
FUND STATEMENTS AND SCHEDULES**



**WILLIAMSON COUNTY, TEXAS**  
**SCHEDULE OF REVENUES - BUDGET AND ACTUAL**  
**GENERAL FUND**  
**YEAR ENDED SEPTEMBER 30, 2012**

	<u>Budgeted Amounts</u>		<u>Actual Amounts</u>	<u>Variance Positive (Negative)</u>
	<u>Original</u>	<u>Final</u>		
<b>Revenues</b>				
Taxes				
Ad valorem taxes	\$ 96,054,423	\$ 96,054,423	\$ 96,446,925	\$ 392,502
Penalty and interest	1,748,191	1,748,191	1,307,417	(440,774)
Alcohol beverage taxes	<u>580,000</u>	<u>580,000</u>	<u>561,950</u>	<u>(18,050)</u>
Total taxes	98,382,614	98,382,614	98,316,292	(66,322)
Fees of office				
County sheriff	205,500	205,500	282,364	76,864
County clerk	2,668,700	2,668,700	3,124,206	455,506
Tax assessor/collector	3,200,000	3,200,000	3,933,712	733,712
District clerk	571,050	571,050	787,377	216,327
Justice of the peace	475,100	475,100	425,264	(49,836)
District attorney	12,000	12,000	15,830	3,830
Constables	1,015,600	1,015,600	955,354	(60,246)
Personal bond office	56,100	56,100	134,491	78,391
County attorney	61,500	61,500	76,019	14,519
Other	<u>481,632</u>	<u>481,632</u>	<u>483,883</u>	<u>2,251</u>
Total fees of office	8,747,182	8,747,182	10,218,500	1,471,318
Fines and forfeitures				
County clerk	809,600	809,600	908,938	99,338
District clerk	830,400	830,400	744,152	(86,248)
Justice of the peace	2,502,200	2,502,200	2,221,451	(280,749)
County attorney	<u>5,000</u>	<u>5,000</u>	<u>-</u>	<u>(5,000)</u>
Total fines and forfeitures	4,147,200	4,147,200	3,874,541	(272,659)
Charges for services				
Emergency medical service	8,818,250	8,818,250	9,252,323	434,073
County sheriff	-	608,847	644,167	35,320
Constables	-	256,888	282,050	25,162
Parks	251,500	251,500	264,641	13,141
Other	<u>1,913,400</u>	<u>1,918,079</u>	<u>2,092,926</u>	<u>174,847</u>
Total charges for services	10,983,150	11,853,564	12,536,107	682,543
Intergovernmental				
Federal payments in lieu of taxes	250,000	250,000	331,959	81,959
Prisoner payments	181,358	181,358	197,065	15,707
State shared	<u>1,682,276</u>	<u>1,763,728</u>	<u>1,782,185</u>	<u>18,457</u>
Total intergovernmental	2,113,634	2,195,086	2,311,209	116,123
Investment income and other				
Investment income	380,000	380,000	441,263	61,263
Other	<u>266,500</u>	<u>364,326</u>	<u>443,882</u>	<u>79,556</u>
Total investment income and other	<u>646,500</u>	<u>744,326</u>	<u>885,145</u>	<u>140,819</u>
Total revenues	<u>\$ 125,020,280</u>	<u>\$ 126,069,972</u>	<u>\$ 128,141,794</u>	<u>\$ 2,071,822</u>

See Independent Auditor's Report.

**WILLIAMSON COUNTY, TEXAS**  
**SCHEDULE OF EXPENDITURES - BUDGET AND ACTUAL**  
**GENERAL FUND**  
**YEAR ENDED SEPTEMBER 30, 2012**

Expenditures	Budgeted Amounts		Actual Amounts	Variance Positive (Negative)
	Original	Final		
<b>General government</b>				
County judge	\$ 650,717	\$ 650,717	\$ 622,988	\$ 27,729
Commissioners' court	1,029,993	1,030,143	989,672	40,471
County clerk	666,000	666,000	645,647	20,353
Non-departmental	3,891,284	2,897,796	2,897,796	-
County auditor	2,040,641	2,040,641	1,969,700	70,941
Purchasing	578,729	578,729	535,150	43,579
County treasurer	498,247	498,247	475,797	22,450
Budget office	206,474	206,474	202,005	4,469
Tax assessor/collector	3,068,249	3,068,249	2,820,293	247,956
Infrastructure department	222,370	238,631	203,135	35,496
Office buildings	5,492,378	5,767,993	5,575,725	192,268
Information technology services	4,490,473	4,492,564	4,305,151	187,413
Human resources	635,991	635,991	626,800	9,191
General elections	2,028,821	2,028,820	1,878,465	150,355
<b>Total general government</b>	<b>25,500,367</b>	<b>24,800,995</b>	<b>23,748,324</b>	<b>1,052,671</b>
<b>Public safety</b>				
Constable, precinct 1	934,184	996,176	942,889	53,287
Constable, precinct 2	1,035,728	1,079,151	1,016,658	62,493
Constable, precinct 3	1,151,842	1,104,833	1,033,744	71,089
Constable, precinct 4	1,005,361	1,234,624	1,182,423	52,201
County sheriff	16,969,437	17,987,991	17,507,197	480,794
Department of public safety	137,780	139,302	134,922	4,380
Jail and law enforcement	19,355,341	19,450,474	18,908,856	541,618
Juvenile services	9,277,943	9,325,468	8,628,546	696,922
Adult probation	205,225	205,225	181,134	24,091
Emergency medical services	12,558,481	13,147,741	13,066,677	81,064
Emergency services	382,239	381,537	344,960	36,577
Mobile outreach team	576,974	579,467	540,180	39,287
Emergency management	302,761	302,761	295,798	6,963
Emergency Haz-Mat	337,142	338,028	328,679	9,349
Emergency 911 communications	4,089,333	4,094,128	3,662,742	431,386
<b>Total public safety</b>	<b>68,319,771</b>	<b>70,366,906</b>	<b>67,775,405</b>	<b>2,591,501</b>
<b>Judicial</b>				
County courts-at-law	900,500	942,270	942,270	-
County courts-at-law #1	432,598	432,598	425,132	7,466
County courts-at-law #2	432,881	440,751	429,761	10,990
County courts-at-law #3	415,796	415,796	406,194	9,602
County courts-at-law #4	444,932	447,571	427,235	20,336
District courts	2,131,283	2,172,537	2,045,477	127,060
26th Judicial court	227,516	227,516	222,889	4,627
277th Judicial court	229,660	236,260	226,760	9,500
368th Judicial court	229,767	231,549	228,229	3,320
395th Judicial court	223,419	223,419	219,184	4,235
425th Judicial court	216,129	216,129	210,058	6,071
District attorney	2,683,848	2,733,632	2,648,803	84,829
District clerk	1,592,371	1,592,894	1,560,038	32,856
Justice court, precinct 1	745,067	796,467	765,501	30,966
Justice court, precinct 2	766,419	809,333	772,674	36,659

See Independent Auditor's Report.

**WILLIAMSON COUNTY, TEXAS**  
**SCHEDULE OF EXPENDITURES - BUDGET AND ACTUAL**  
**GENERAL FUND**  
**YEAR ENDED SEPTEMBER 30, 2012**  
**(CONTINUED)**

Expenditures (Continued)	Budgeted Amounts		Actual	Variance
	Original	Final	Amounts	Positive (Negative)
Judicial (Continued)				
Justice court, precinct 3	972,477	1,028,477	917,891	110,586
Justice court, precinct 4	872,590	935,390	931,225	4,165
County attorney	3,390,427	3,454,625	3,395,787	58,838
County clerk	985,344	985,344	957,043	28,301
Personal bond office	98,536	99,305	99,305	-
<b>Total judicial</b>	17,991,560	18,421,863	17,831,456	590,407
Community services				
Veterans service	232,948	233,448	231,009	2,439
Health department	2,120,646	2,141,968	2,028,040	113,928
Recycling center	69,011	56,249	41,937	14,312
Agricultural extension service	293,576	293,576	270,108	23,468
Parks department	1,184,298	1,225,796	1,132,037	93,759
Public welfare	780,529	724,196	724,196	-
Child welfare	113,500	89,974	89,974	-
Museum	200,833	200,833	200,833	-
<b>Total community services</b>	4,995,341	4,966,040	4,718,134	247,906
Debt service				
Principal	177,602	177,621	177,621	-
Interest and other charges	7,866	7,866	7,866	-
<b>Total debt service</b>	185,468	185,487	185,487	-
Capital outlay	3,260,319	3,237,573	2,888,573	349,000
<b>Total expenditures</b>	\$ 120,252,826	\$ 121,978,864	\$ 117,147,379	\$ 4,831,485

**WILLIAMSON COUNTY, TEXAS**  
**SCHEDULE OF REVENUE, EXPENDITURES AND CHANGES**  
**IN FUND BALANCE - BUDGET AND ACTUAL**  
**DEBT SERVICE FUND**  
**YEAR ENDED SEPTEMBER 30, 2012**

	<u>Final</u>	<u>Actual</u>	<b>Variance Positive (Negative)</b>
<b>REVENUES</b>			
Taxes	\$ 57,101,042	\$ 57,224,955	\$ 123,913
Intergovernmental	120,400	120,437	37
Investment earnings	95,000	74,399	(20,601)
<b>Total revenues</b>	<u>57,316,442</u>	<u>57,419,791</u>	103,349
<b>EXPENDITURES</b>			
Debt service			
Principal	27,430,000	27,430,000	-
Interest and other charges	37,673,434	37,319,545	353,889
Bond issuance fees	1,648,259	1,638,039	10,220
<b>Total expenditures</b>	<u>66,751,693</u>	<u>66,387,584</u>	<u>364,109</u>
<b>Excess (deficiency) of revenues over (under) expenditures</b>	(9,435,251)	(8,967,793)	467,458
<b>Other financing sources (uses)</b>			
Issuance of long-term debt	177,205,000	177,205,000	-
Premium on issuance of long-term debt	30,717,307	30,717,307	-
Discount on issuance of long-term debt	(330,392)	(330,392)	-
Payment to bond escrow agent	(206,972,445)	(206,972,445)	-
<b>Total other financing sources and uses</b>	<u>619,470</u>	<u>619,470</u>	<u>-</u>
<b>Net change in fund balance</b>	(8,815,781)	(8,348,323)	467,458
<b>FUND BALANCE, beginning</b>	<u>17,709,285</u>	<u>17,709,285</u>	<u>-</u>
<b>FUND BALANCE, ending</b>	<u>\$ 8,893,504</u>	<u>\$ 9,360,962</u>	<u>\$ 467,458</u>

## NONMAJOR SPECIAL REVENUE FUNDS

Special Revenue Funds are used to account for the proceeds of specified revenue sources or to finance specified activities as required by law or administrative regulation.

The following comprise the County's nonmajor Special Revenue Funds:

**Alternate Dispute Resolution** – This fund was set up to aid in a week long mass mediation session held annually to clear open cases and finalize documentation in question. The monies are spent on advertisement and preparation necessary to acquire attention and attendance.

**Appellate Judicial Fund** – Each county in the Third Court of Appeals is required to establish an Appellate Judicial Fund to assist the court of appeals in the processing of appeals and to defray costs incurred by the County. Fees are assessed for court cases filed in a County court, County court at law, probate court and district courts.

**Avery Ranch Road District** – This fund is used to account for the issuance of unlimited tax bonds for the purpose of reimbursing the developer for the construction costs of developing roads within the District. Also, receipts of assessed taxes are accounted for in this fund to pay bonds issued by the District.

**Child Safety** – This fund is used to account for \$1.50 tax collected during the vehicle registration process. These funds are also collected by justice, county, or district courts for violations that occur within a school crossing zone up to \$25 per violation. This fund is used to provide a school crossing guard program and/or programs designed to enhance child safety, health or nutrition.

**Conservation Foundation** – This fund is used to account for the financial resources and uses of a blended component unit. The component unit was established to provide for the conservation of endangered species in the Williamson County area.

**County and District Court Technology** – This fund accounts for money charged to a defendant convicted of a criminal offense in a County or District Court. It is designated for the purpose of financing the purchase of technological enhancements for the court in which it has been collected.

**County Attorney Asset Forfeitures** – This fund is used to account for monies received from Federal and State court cases dealing with illegal activities. Money is distributed to entities involved in the resolution of the case and used for the official purposes of the County Attorney's office.

**County Attorney Hot Check** – This fund is used to account for monies received from fees collected on the payment of hot checks. Expenditures are made for the improvement of the operation of the County Attorney's office and Hot Check collections.

**County Sheriff** – This fund is used to account for jail inmates' purchase of food and toiletry items or other supplies. Expenditures are for the purchase of these items. Any revenue generated may be used for the benefit of the inmate.

**County Sheriff Asset Forfeitures** – This fund is used to account for monies received from Federal and State court cases dealing with illegal drug violations. Money is distributed to entities involved in the resolution of the drug case and use for education or equipment needed to enhance law enforcement activities.

**County Radio Communications Systems (RCS)** – This fund is used to account for money collected from governmental entities utilizing the countywide radio communications system. The funds are used for operations and maintenance of the system.

**Court Records Preservation** – This fund is used to account for monies collected from fees charged by the County and District Clerks. They are used only to digitize court records and preserve the records from natural disasters.

**Court Reporter** – The clerk of each court that has an official court reporter shall collect a court reporter service fee of \$15 as a court cost in each civil case filed with the clerk to maintain a court reporter who is available for assignment in the court.

**Courthouse Security** – This fund is used to collect court costs of defendants convicted of felony and misdemeanor offenses. The clerks collect the costs and pay them to the County treasurer where it is designated for security purposes such as, metal detectors, identification cards, and surveillance cameras.

**District Attorney Asset Forfeitures** – This fund is used to account for monies received from Federal and State court cases dealing with illegal drug violations. Money is distributed to entities involved in the resolution of the drug case and used for education or equipment needed to enhance law enforcement activities.

**District Attorney Welfare Fraud** – This fund is used to account for monies received from fees collected from the Health and Human Services Commission for prosecuting welfare fraud cases. Expenditures are made for the prosecution of welfare fraud cases.

**Drug Court** – Counties with a population of 200,000 or more are mandated to create a Drug Court Program. The fund was created for the collection of the court costs of a conviction for certain intoxication and drug related offenses. The fund retains 50% of the total fee to be used exclusively to develop and maintain drug court programs. A service fee of 10% is revenue deposited into the General Fund. The remaining 40% of the total fee is sent to the state.

**Election Chapter 19** – The state allocates funding based on the number of new, canceled and updated voter registrations processed in the preceding calendar year. These funds are only to be used for any activities designed to enhance the voter registration process.

**Election HAVA** – The fund was created to account for the rental fees collected from the use of voter equipment purchased with funds from the HAVA grant. The use of these fee revenues includes but is not limited to the maintenance, license fees and upgrades for the voting equipment as well as new equipment, training, storage and other costs associated with the operation and maintenance of the voting systems.

**Election Services Contract** – This fund is used to support and contain costs generated from an election. Contracts between political parties and other entities are handled through the court and paid by the contracting party for administering election services.

**Grants** – This fund is used to account for federal and state monies provided for the enhancement of programs not fully funded by the County.

**Guardianship** – This fund is used to account for the collection of a \$20.00 "supplemental court-initiated guardianship fee" required by the State of Texas for support of judiciary guardianship initiated under Section 683 of the Texas Probate Code. The fees are to be used to supplement, not supplant, the compensation of a court-appointed guardian ad litem or attorney ad litem and to fund local guardianship programs for indigent, incapacitated persons who do not have a family member suitable and willing to serve in that capacity.

**Justice Court Technology** – This fund accounts for money charged to a defendant convicted of a misdemeanor in a justice court. It is designated for the purpose of financing the purchase of technological enhancements for a justice court.

**Justice of the Peace Security** – This fund is used to collect court costs of defendants convicted of misdemeanor offenses. The clerks collect the costs and deposit them with the County Treasurer where it is designated for security purposes, such as metal detectors, identification cards, and surveillance cameras for justice courts not housed in the County courthouse.

**Juvenile Delinquency Prevention** – This fund is used to repair damage and reward the public for identifying and aiding in the apprehension of offenders who vandalize public and personal property. Funds are also used for recognition and recreation programs for teens; local teen court programs; local juvenile probation department and educational and intervention programs to prevent juveniles from engaging in delinquent conduct.

**Juvenile Justice Alternative Education Program (JJAEP) Tier II** – The Texas Probation Commission provides funding for costs that are reasonable, necessary and directly related to the creation and ongoing operation of a JJAEP to include the purchase of equipment, renovations or construction. This program is designed to provide an educational setting for students that have been expelled from the public schools. The goal of the program is to reduce delinquency, increase offender accountability and rehabilitate offenders through a comprehensive, coordinated community-based juvenile probation system.

**Law Library** – Monies collected through civil cases filed in the County or district court are accounted for through this fund. Monies collected are used to support the management and expenditures necessary to maintain law libraries throughout the County.

**Medicaid Supplemental Payments** – This fund was established as a result of the Williamson County indigent Care Affiliation Agreement entered into between Williamson County, Round Rock Medical Center, and Seton Medical Center Williamson in August 2010. As part of the collaboration established between the hospitals and the County, the County has chosen to use a portion of its annual ad valorem tax revenues to fund Medicaid services provided to Williamson County residents by these hospitals.

Revenues to this fund will be spent to pay for Medicaid services provided by Round Rock Medical Center and Seton Medical Center Williamson by funding Medicaid supplemental payments to the hospitals through intergovernmental transfers of funding to the state.

**Northeast Road District** – The purpose of this fund was to account for the issuance of tax bonds to improve and develop roads within the District. Now that all debt has been repaid, the funds can be spent at the discretion of the Commissioners' Court.

**Probate Court** – This fund accounts for fees from all probate court cases filed and used for training for County Courts at Law personnel in the area of probate court cases.

**Records Archive** – This fund was established specifically to support the preservation and restoration services performed by the County Clerk in connection with maintaining archived records. These monies support and will be dedicated to assisting County Clerks with maintaining public documents filed before January 1, 1990.

**Records Management** – This fund is used to account for monies collected from fees charged by the County and District Clerk. These funds are used Countywide for records management, records management training and for the disposal of large quantities of outdated documents.

**Records Management and Preservation** – This fund is compiled of the fees for records management and preservation services performed by the County Clerk and District Clerk. All records are documented, filed and must be paid for at the time the document is filed. This fee may be used for specific records preservation and automation projects.

**Records Technology** – This fund accounts for money charged when filing suit in a district court. It is designated for the purpose of preservation and restoration services performed in connection with maintaining a district court records archive.

**Regional Animal Shelter (WCRAS)** – This fund accounts for the County's percentage share of revenues collected as adoption fees, surrender fees, etc. at the WCRAS. Expenditures are made for the day-to-day operations of the facility. The other regional participants in the shelter share proportionately in the operations cost.

**Southeast Road District** – The purpose of this fund was to account for the issuance of tax bonds to improve and develop roads within the District. Now that all debt has been repaid, the funds can be spent at the discretion of the Commissioners' Court.

**Southwest Road District** – The purpose of this fund was to account for the issuance of tax bonds to improve and develop roads within the District. Now that all debt has been repaid, the funds can be spent at the discretion of the Commissioners' Court.



**Tobacco** – Monies received by the County from the state as pro rata distributions from the lump sum payment made by tobacco companies are accounted for through this fund. The money collected from the state is to be spent on health-related issues.

**Truancy Program** – This fund is used to account for the collection of a \$5.00 court cost fee allowed by the State of Texas and ordered by the Williamson County Commissioners' Court to finance the salary and benefits of a juvenile case manager helping to administer the Truancy Program for Williamson County Precinct One. The program has been established through cooperation with local governments, school districts and agencies to assist with local truancy cases.

**WM – City of Hutto and Hutto ISD** – Monies received from the Contractor of the Williamson County Landfill to be expended for the benefit of the City of Hutto and Hutto ISD. Contractor pays 2% of the total Tip Fees collected.

**WM – Community Recreational Facility** – Monies received from the Contractor of the Williamson County Landfill to pay for recreational facility use within Williamson County. Contractor pays 1% of the total Tip Fees collected.

**WM – Future Environmental Liability** – Monies received from the Contractor of the Williamson County Landfill to pay for any environmental liability related to the Landfill beyond those costs covered by closure and post-closure trust funds. Contractor pays 2% of the total Tip Fees collected.

**WM – Master Site Development** – Monies received from the Contractor of the Williamson County Landfill to pay for site development of the facility. Contractor pays 1% of the total Tip Fees collected.

**WILLIAMSON COUNTY, TEXAS  
COMBINING BALANCE SHEET  
NONMAJOR GOVERNMENTAL FUNDS  
SEPTEMBER 30, 2012**

	Alternate Dispute Resolution	Appellate Judicial System	Avery Ranch Road District	Child Safety	Conservation Foundation	County and District Court Technology	County Attorney Asset Forfeitures
<b>ASSETS</b>							
Cash and investments	\$ 237,404	\$ 2,331	\$ 768,510	\$ 566,485	\$ 1,924,150	\$ 29,225	\$ -
Accounts receivable (net of allowance)	147	245	3,337	26	-	359	-
Due from other governments	-	-	-	-	-	-	-
Prepays	-	-	-	-	-	-	-
<b>TOTAL ASSETS</b>	<b>\$ 237,551</b>	<b>\$ 2,576</b>	<b>\$ 771,847</b>	<b>\$ 566,511</b>	<b>\$ 1,924,150</b>	<b>\$ 29,584</b>	<b>\$ -</b>
<b>LIABILITIES AND FUND BALANCES</b>							
<b>LIABILITIES</b>							
Accounts payable	\$ -	\$ 2,576	\$ -	\$ 333	\$ 44,614	\$ -	\$ -
Accrued liabilities	97	-	-	-	2,692	-	-
Due to other governments	-	-	-	-	-	-	-
Deferred revenue	-	-	3,337	-	-	-	-
<b>Total liabilities</b>	<b>97</b>	<b>2,576</b>	<b>3,337</b>	<b>333</b>	<b>47,306</b>	<b>-</b>	<b>-</b>
<b>FUND BALANCES</b>							
Nonspendable	-	-	-	-	-	-	-
Restricted	237,454	-	768,510	566,178	1,876,844	29,584	-
Committed	-	-	-	-	-	-	-
<b>Total fund balances</b>	<b>237,454</b>	<b>-</b>	<b>768,510</b>	<b>566,178</b>	<b>1,876,844</b>	<b>29,584</b>	<b>-</b>
<b>TOTAL LIABILITIES AND FUND BALANCES</b>	<b>\$ 237,551</b>	<b>\$ 2,576</b>	<b>\$ 771,847</b>	<b>\$ 566,511</b>	<b>\$ 1,924,150</b>	<b>\$ 29,584</b>	<b>\$ -</b>

County Attorney Hot Check	County Sheriff	County Sheriff Asset Forfeitures	County Radio Communications System (RCS)	Court Records Preservation	Court Reporter	Courthouse Security	District Attorney Asset Forfeitures	District Attorney Welfare Fraud
\$ 22,669	\$ 1,101,327	\$ 712,756	\$ 283,962	\$ 193,320	\$ 962,946	\$ 235,374	\$ 173,021	\$ 1,451
-	-	-	4,148	611	735	2,713	300	-
-	-	-	-	-	-	-	-	-
-	-	-	-	-	-	-	-	-
<u>\$ 22,669</u>	<u>\$ 1,101,327</u>	<u>\$ 712,756</u>	<u>\$ 288,110</u>	<u>\$ 193,931</u>	<u>\$ 963,681</u>	<u>\$ 238,087</u>	<u>\$ 173,321</u>	<u>\$ 1,451</u>

\$ 2	\$ -	\$ 1,676	\$ 284,923	\$ -	\$ 2,630	\$ -	\$ 1,752	\$ -
2,586	-	-	3,185	-	-	7,980	-	-
-	-	-	-	-	-	-	-	-
-	-	-	1,365	-	-	-	-	-
2,588	-	1,676	289,473	-	2,630	7,980	1,752	-
-	-	-	-	-	-	-	-	-
20,081	1,101,327	711,080	(1,363)	193,931	961,051	230,107	171,569	1,451
-	-	-	-	-	-	-	-	-
<u>20,081</u>	<u>1,101,327</u>	<u>711,080</u>	<u>(1,363)</u>	<u>193,931</u>	<u>961,051</u>	<u>230,107</u>	<u>171,569</u>	<u>1,451</u>
<u>\$ 22,669</u>	<u>\$ 1,101,327</u>	<u>\$ 712,756</u>	<u>\$ 288,110</u>	<u>\$ 193,931</u>	<u>\$ 963,681</u>	<u>\$ 238,087</u>	<u>\$ 173,321</u>	<u>\$ 1,451</u>

**WILLIAMSON COUNTY, TEXAS  
COMBINING BALANCE SHEET  
NONMAJOR GOVERNMENTAL FUNDS  
SEPTEMBER 30, 2012  
(CONTINUED)**

	Drug Court	Election Chapter 19	Election HAVA	Election Services Contract	Grants	Guardianship	Justice Court Technology
<b>ASSETS</b>							
Cash and investments	\$ 58,879	\$ -	\$ 148,861	\$ (21,079)	\$ 112,934	\$ 69,860	\$ 606,902
Accounts receivable (net of allowance)	-	2,834	-	66,172	-	80	1,493
Due from other governments	-	-	-	-	1,450,456	-	-
Prepays	7,540	-	-	-	-	-	711
<b>TOTAL ASSETS</b>	<b>\$ 66,419</b>	<b>\$ 2,834</b>	<b>\$ 148,861</b>	<b>\$ 45,093</b>	<b>\$ 1,563,390</b>	<b>\$ 69,940</b>	<b>\$ 609,106</b>
<b>LIABILITIES AND FUND BALANCES</b>							
<b>LIABILITIES</b>							
Accounts payable	\$ -	\$ -	\$ 65	\$ 9,213	\$ 392,128	\$ -	\$ 2,486
Accrued liabilities	-	2,834	-	6,281	72,189	-	-
Due to other governments	-	-	-	-	-	-	-
Deferred revenue	-	2,834	-	50,638	1,099,073	-	-
<b>Total liabilities</b>	<b>-</b>	<b>5,668</b>	<b>65</b>	<b>66,132</b>	<b>1,563,390</b>	<b>-</b>	<b>2,486</b>
<b>FUND BALANCES</b>							
Nonspendable	7,540	-	-	-	-	-	711
Restricted	58,879	(2,834)	148,796	(21,039)	-	69,940	605,909
Committed	-	-	-	-	-	-	-
<b>Total fund balances</b>	<b>66,419</b>	<b>(2,834)</b>	<b>148,796</b>	<b>(21,039)</b>	<b>-</b>	<b>69,940</b>	<b>606,620</b>
<b>LIABILITIES AND FUND BALANCES</b>	<b>\$ 66,419</b>	<b>\$ 2,834</b>	<b>\$ 148,861</b>	<b>\$ 45,093</b>	<b>\$ 1,563,390</b>	<b>\$ 69,940</b>	<b>\$ 609,106</b>

Justice of the Peace Security	Juvenile Delinquency Prevention	Law Library	Medicaid UPL	Northeast Road District	Probate Court	Records Archive	Records Management	Records Management and Preservation
\$ 128,623	\$ 8,090	\$ 595,030	\$ 1,954,314	\$ 468,338	\$ 37,932	\$ 1,577,482	\$ 1,019,721	\$ 842,611
373	-	1,551	-	-	20	5,006	5,244	2,516
-	-	-	-	-	-	-	-	-
-	-	-	-	-	-	-	-	-
<u>\$ 128,996</u>	<u>\$ 8,090</u>	<u>\$ 596,581</u>	<u>\$ 1,954,314</u>	<u>\$ 468,338</u>	<u>\$ 37,952</u>	<u>\$ 1,582,488</u>	<u>\$ 1,024,965</u>	<u>\$ 845,127</u>

\$ -	\$ -	\$ 29,622	\$ -	\$ -	\$ -	\$ -	\$ -	\$ 11,903
-	-	-	-	-	-	8,180	17,760	1,785
-	-	-	-	-	-	-	-	-
-	-	-	-	-	-	-	-	-
-	-	29,622	-	-	-	8,180	17,760	13,688
-	-	-	-	-	-	-	-	-
128,996	8,090	566,959	1,954,314	-	37,952	1,574,308	1,007,205	831,439
-	-	-	-	468,338	-	-	-	-
<u>128,996</u>	<u>8,090</u>	<u>566,959</u>	<u>1,954,314</u>	<u>468,338</u>	<u>37,952</u>	<u>1,574,308</u>	<u>1,007,205</u>	<u>831,439</u>
<u>\$ 128,996</u>	<u>\$ 8,090</u>	<u>\$ 596,581</u>	<u>\$ 1,954,314</u>	<u>\$ 468,338</u>	<u>\$ 37,952</u>	<u>\$ 1,582,488</u>	<u>\$ 1,024,965</u>	<u>\$ 845,127</u>

**WILLIAMSON COUNTY, TEXAS  
COMBINING BALANCE SHEET  
NONMAJOR GOVERNMENTAL FUNDS  
SEPTEMBER 30, 2012  
(CONTINUED)**

	Records Technology	Regional Animal Shelter (WCRAS)	Southeast Road District	Southwest Road District	JJAEP Tier II	Tobacco	Truancy Program
<b>ASSETS</b>							
Cash and investments	\$ 79,467	\$ 50,389	\$ 17,856	\$ 880,286	\$ 173,766	\$ 3,930,197	\$ 59,498
Accounts receivable (net of allowance)	255	157,869	-	-	-	287	1,694
Due from other governments	-	-	-	-	-	-	-
Prepays	-	-	-	-	-	-	-
<b>TOTAL ASSETS</b>	<u>\$ 79,722</u>	<u>\$ 208,258</u>	<u>\$ 17,856</u>	<u>\$ 880,286</u>	<u>\$ 173,766</u>	<u>\$ 3,930,484</u>	<u>\$ 61,192</u>
<b>LIABILITIES AND FUND BALANCES</b>							
<b>LIABILITIES</b>							
Accounts payable	\$ -	\$ 34,489	\$ -	\$ -	\$ 22,069	\$ -	\$ -
Accrued liabilities	-	26,129	-	-	-	-	1,191
Due to other governments	-	23,242	-	-	-	-	-
Deferred revenue	-	131,994	-	-	-	-	-
<b>Total liabilities</b>	-	215,854	-	-	22,069	-	1,191
<b>FUND BALANCES</b>							
Nonspendable	-	-	-	-	-	-	-
Restricted	79,722	(7,596)	-	-	151,697	3,930,484	60,001
Committed	-	-	17,856	880,286	-	-	-
<b>Total fund balances</b>	<u>79,722</u>	<u>(7,596)</u>	<u>17,856</u>	<u>880,286</u>	<u>151,697</u>	<u>3,930,484</u>	<u>60,001</u>
<b>LIABILITIES AND FUND BALANCES</b>	<u>\$ 79,722</u>	<u>\$ 208,258</u>	<u>\$ 17,856</u>	<u>\$ 880,286</u>	<u>\$ 173,766</u>	<u>\$ 3,930,484</u>	<u>\$ 61,192</u>

WM - City of Hutto and Hutto ISD	WM- Community Recreation Facility	WM - Future Environmental Liability	WM - Master Site Development	Total Governmental Funds
\$ 282,813	\$ 199,335	\$ 398,591	\$ 191,244	\$ 21,086,871
-	-	1,025	-	259,040
-	-	-	-	1,450,456
-	-	-	-	8,251
<u>\$ 282,813</u>	<u>\$ 199,335</u>	<u>\$ 399,616</u>	<u>\$ 191,244</u>	<u>\$ 22,804,618</u>

\$ 75,000	\$ -	\$ -	\$ 105	\$ 915,586
-	-	-	-	152,889
-	-	-	-	23,242
-	-	-	-	1,289,241
75,000	-	-	105	2,380,958
-	-	-	-	8,251
207,813	199,335	399,616	191,139	19,048,929
-	-	-	-	1,366,480
<u>207,813</u>	<u>199,335</u>	<u>399,616</u>	<u>191,139</u>	<u>20,423,660</u>
<u>\$ 282,813</u>	<u>\$ 199,335</u>	<u>\$ 399,616</u>	<u>\$ 191,244</u>	<u>\$ 22,804,618</u>

**WILLIAMSON COUNTY, TEXAS**  
**COMBINING STATEMENT OF REVENUES, EXPENDITURES**  
**AND CHANGES IN FUND BALANCES**  
**NONMAJOR GOVERNMENTAL FUNDS**  
**YEAR ENDED SEPTEMBER 30, 2012**

	Alternate Dispute Resolution	Appellate Judicial System	Avery Ranch Road District	Child Safety	Conservation Foundation
<b>REVENUES</b>					
Taxes	\$ -	\$ -	\$ 1,288,374	\$ -	\$ -
Fees of office	19,445	32,401	-	566,167	-
Fines and forfeitures	-	-	-	-	-
Charges for services	-	-	-	-	-
Special assessment	-	-	-	-	-
Intergovernmental	-	-	-	-	-
Investment earnings	214	-	839	129	1,560
Miscellaneous	-	-	-	-	1,422,326
Total revenues	19,659	32,401	1,289,213	566,296	1,423,886
<b>EXPENDITURES</b>					
Current:					
General government	-	-	16,301	-	-
Public safety	-	-	-	-	-
Judicial	5,111	32,616	-	-	-
Community services	-	-	-	543,105	-
Conservation	-	-	-	-	676,913
Transportation	-	-	-	-	-
Debt service:					
Principal	-	-	835,000	-	-
Interest and other charges	-	-	523,114	-	-
Bond issuance fees	-	-	303,544	-	-
Capital outlay	-	-	-	-	419,410
Total expenditures	5,111	32,616	1,677,959	543,105	1,096,323
<b>EXCESS (DEFICIENCY) OF REVENUES OVER (UNDER) EXPENDITURES</b>	14,548	(215)	(388,746)	23,191	327,563
<b>OTHER FINANCING SOURCES (USES)</b>					
Issuance of long-term debt	-	-	7,475,000	-	-
Premium on issuance of long-term debt	-	-	665,058	-	-
Payment to bond escrow agent	-	-	(7,830,594)	-	-
Transfers in	-	-	-	-	-
Transfers out	-	-	-	-	-
Total other financing sources and uses	-	-	309,464	-	-
<b>NET CHANGE IN FUND BALANCES</b>	14,548	(215)	(79,282)	23,191	327,563
<b>FUND BALANCES, BEGINNING</b>	222,906	215	847,792	542,987	1,549,281
<b>FUND BALANCES, ENDING</b>	\$ 237,454	\$ -	\$ 768,510	\$ 566,178	\$ 1,876,844



**WILLIAMSON COUNTY, TEXAS**  
**COMBINING STATEMENT OF REVENUES, EXPENDITURES**  
**AND CHANGES IN FUND BALANCES**  
**NONMAJOR GOVERNMENTAL FUNDS**  
**YEAR ENDED SEPTEMBER 30, 2012**  
**(CONTINUED)**

	County and District Court Technology	County Attorney Asset Forfeitures	County Attorney Hot Check	County Sheriff	County Sheriff Asset Forfeitures
<b>REVENUES</b>					
Taxes	\$ -	\$ -	\$ -	\$ -	\$ -
Fees of office	15,095	-	86,452	-	-
Fines and forfeitures	-	-	-	-	95,797
Charges for services	-	-	-	248,797	-
Special assessment	-	-	-	-	-
Intergovernmental	-	-	-	-	-
Investment earnings	-	-	-	-	401
Miscellaneous	-	-	-	-	-
Total revenues	15,095	-	86,452	248,797	96,198
<b>EXPENDITURES</b>					
Current:					
General government	-	-	-	-	-
Public safety	-	-	-	106,999	35,615
Judicial	-	-	69,698	-	-
Community services	-	-	-	-	-
Conservation	-	-	-	-	-
Transportation	-	-	-	-	-
Debt service:					
Principal	-	-	-	-	-
Interest and other charges	-	-	-	-	-
Bond issuance fees	-	-	-	-	-
Capital outlay	-	-	-	-	29,650
Total expenditures	-	-	69,698	106,999	65,265
<b>EXCESS (DEFICIENCY) OF REVENUES OVER (UNDER) EXPENDITURES</b>	15,095	-	16,754	141,798	30,933
<b>OTHER FINANCING SOURCES (USES)</b>					
Issuance of long-term debt	-	-	-	-	-
Premium on issuance of long-term debt	-	-	-	-	-
Payment to bond escrow agent	-	-	-	-	-
Transfers in	-	-	-	-	-
Transfers out	-	-	-	-	-
Total other financing sources and uses	-	-	-	-	-
<b>NET CHANGE IN FUND BALANCES</b>	15,095	-	16,754	141,798	30,933
<b>FUND BALANCES, BEGINNING</b>	14,489	-	3,327	959,529	680,147
<b>FUND BALANCES, ENDING</b>	<u>\$ 29,584</u>	<u>\$ -</u>	<u>\$ 20,081</u>	<u>\$ 1,101,327</u>	<u>\$ 711,080</u>

**WILLIAMSON COUNTY, TEXAS**  
**COMBINING STATEMENT OF REVENUES, EXPENDITURES**  
**AND CHANGES IN FUND BALANCES**  
**NONMAJOR GOVERNMENTAL FUNDS**  
**YEAR ENDED SEPTEMBER 30, 2012**  
**(CONTINUED)**

	County Radio Communications System (RCS)	Court Records Preservation	Court Reporter	Courthouse Security	District Attorney Asset Forfeitures
<b>REVENUES</b>					
Taxes	\$ -	\$ -	\$ -	\$ -	\$ -
Fees of office	-	72,278	97,219	231,158	-
Fines and forfeitures	-	-	-	-	4,959
Charges for services	665,887	-	-	-	-
Special assessment	-	-	-	-	-
Intergovernmental	-	-	-	-	-
Investment earnings	-	-	780	88	139
Miscellaneous	5,500	-	-	-	738
Total revenues	671,387	72,278	97,999	231,246	5,836
<b>EXPENDITURES</b>					
Current:					
General government	-	-	-	-	-
Public safety	1,143,834	-	-	-	-
Judicial	-	-	35,514	217,991	95,769
Community services	-	-	-	-	-
Conservation	-	-	-	-	-
Transportation	-	-	-	-	-
Debt service:					
Principal	-	-	-	-	-
Interest and other charges	-	-	-	-	-
Bond issuance fees	-	-	-	-	-
Capital outlay	-	-	-	-	-
Total expenditures	1,143,834	-	35,514	217,991	95,769
<b>EXCESS (DEFICIENCY) OF REVENUES OVER (UNDER) EXPENDITURES</b>	(472,447)	72,278	62,485	13,255	(89,933)
<b>OTHER FINANCING SOURCES (USES)</b>					
Issuance of long-term debt	-	-	-	-	-
Premium on issuance of long-term debt	-	-	-	-	-
Payment to bond escrow agent	-	-	-	-	-
Transfers in	471,715	-	-	-	-
Transfers out	-	-	-	-	(7,738)
Total other financing sources and uses	471,715	-	-	-	(7,738)
<b>NET CHANGE IN FUND BALANCES</b>	(732)	72,278	62,485	13,255	(97,671)
<b>FUND BALANCES, BEGINNING</b>	(631)	121,653	898,566	216,852	269,240
<b>FUND BALANCES, ENDING</b>	\$ (1,363)	\$ 193,931	\$ 961,051	\$ 230,107	\$ 171,569

**WILLIAMSON COUNTY, TEXAS**  
**COMBINING STATEMENT OF REVENUES, EXPENDITURES**  
**AND CHANGES IN FUND BALANCES**  
**NONMAJOR GOVERNMENTAL FUNDS**  
**YEAR ENDED SEPTEMBER 30, 2012**  
**(CONTINUED)**

	District Attorney Welfare Fraud	Drug Court	Election Chapter 19	Election HAVA	Election Services Contract
<b>REVENUES</b>					
Taxes	\$ -	\$ -	\$ -	\$ -	\$ -
Fees of office	-	41,587	-	-	297,596
Fines and forfeitures	-	-	-	-	-
Charges for services	-	-	-	-	-
Special assessment	-	-	-	-	-
Intergovernmental	-	-	22,820	-	-
Investment earnings	-	-	-	-	-
Miscellaneous	280	-	-	-	120
Total revenues	280	41,587	22,820	-	297,716
<b>EXPENDITURES</b>					
Current:					
General government	-	-	25,654	202,080	276,601
Public safety	-	-	-	-	-
Judicial	2,547	27,894	-	-	-
Community services	-	-	-	-	-
Conservation	-	-	-	-	-
Transportation	-	-	-	-	-
Debt service:					
Principal	-	-	-	-	-
Interest and other charges	-	-	-	-	-
Bond issuance fees	-	-	-	-	-
Capital outlay	-	-	-	34,900	-
Total expenditures	2,547	27,894	25,654	236,980	276,601
<b>EXCESS (DEFICIENCY) OF REVENUES OVER (UNDER) EXPENDITURES</b>	(2,267)	13,693	(2,834)	(236,980)	21,115
<b>OTHER FINANCING SOURCES (USES)</b>					
Issuance of long-term debt	-	-	-	-	-
Premium on issuance of long-term debt	-	-	-	-	-
Payment to bond escrow agent	-	-	-	-	-
Transfers in	-	-	-	89,890	-
Transfers out	-	-	-	-	(89,890)
Total other financing sources and uses	-	-	-	89,890	(89,890)
<b>NET CHANGE IN FUND BALANCES</b>	(2,267)	13,693	(2,834)	(147,090)	(68,775)
<b>FUND BALANCES, BEGINNING</b>	3,718	52,726	-	295,886	47,736
<b>FUND BALANCES, ENDING</b>	\$ 1,451	\$ 66,419	\$ (2,834)	\$ 148,796	\$ (21,039)

**WILLIAMSON COUNTY, TEXAS**  
**COMBINING STATEMENT OF REVENUES, EXPENDITURES**  
**AND CHANGES IN FUND BALANCES**  
**NONMAJOR GOVERNMENTAL FUNDS**  
**YEAR ENDED SEPTEMBER 30, 2012**  
**(CONTINUED)**

	Grants	Guardianship	Justice Court Technology	Justice of the Peace Security	Juvenile Delinquency Prevention
<b>REVENUES</b>					
Taxes	\$ -	\$ -	\$ -	\$ -	\$ -
Fees of office	-	16,900	96,182	23,892	10
Fines and forfeitures	-	-	-	-	-
Charges for services	-	-	-	-	-
Special assessment	-	-	-	-	-
Intergovernmental	5,343,735	-	-	-	-
Investment earnings	1,073	-	613	-	-
Miscellaneous	10,000	-	-	-	-
Total revenues	5,354,808	16,900	96,795	23,892	10
<b>EXPENDITURES</b>					
Current:					
General government	1,646,789	-	-	-	-
Public safety	2,385,695	-	-	-	-
Judicial	97,640	-	76,425	17,028	-
Community services	644,098	-	-	-	-
Conservation	-	-	-	-	-
Transportation	370	-	-	-	-
Debt service:					
Principal	-	-	-	-	-
Interest and other charges	-	-	-	-	-
Bond issuance fees	-	-	-	-	-
Capital outlay	653,675	-	-	-	-
Total expenditures	5,428,267	-	76,425	17,028	-
<b>EXCESS (DEFICIENCY) OF REVENUES OVER (UNDER) EXPENDITURES</b>	(73,459)	16,900	20,370	6,864	10
<b>OTHER FINANCING SOURCES (USES)</b>					
Issuance of long-term debt	-	-	-	-	-
Premium on issuance of long-term debt	-	-	-	-	-
Payment to bond escrow agent	-	-	-	-	-
Transfers in	73,459	-	-	-	-
Transfers out	-	-	-	-	-
Total other financing sources and uses	73,459	-	-	-	-
<b>NET CHANGE IN FUND BALANCES</b>	-	16,900	20,370	6,864	10
<b>FUND BALANCES, BEGINNING</b>	-	53,040	586,250	122,132	8,080
<b>FUND BALANCES, ENDING</b>	\$ -	\$ 69,940	\$ 606,620	\$ 128,996	\$ 8,090

**WILLIAMSON COUNTY, TEXAS  
COMBINING STATEMENT OF REVENUES, EXPENDITURES  
AND CHANGES IN FUND BALANCES  
NONMAJOR GOVERNMENTAL FUNDS  
YEAR ENDED SEPTEMBER 30, 2012  
(CONTINUED)**

	Law Library	Medicaid UPL	Northeast Road District	Probate Court	Records Archive
<b>REVENUES</b>					
Taxes	\$ -	\$ -	\$ -	\$ -	\$ -
Fees of office	194,478	-	-	4,155	-
Fines and forfeitures	-	-	-	-	-
Charges for services	-	-	-	-	510,265
Special assessment	-	-	4,178	-	-
Intergovernmental	-	-	-	-	-
Investment earnings	649	1,051	527	-	5,019
Miscellaneous	36,164	-	-	-	-
Total revenues	231,291	1,051	4,705	4,155	515,284
<b>EXPENDITURES</b>					
Current:					
General government	-	-	-	-	880,450
Public safety	-	-	-	-	-
Judicial	256,396	-	-	1,719	-
Community services	-	3,478,271	-	-	-
Conservation	-	-	-	-	-
Transportation	-	-	-	-	-
Debt service:					
Principal	-	-	-	-	-
Interest and other charges	-	-	-	-	-
Bond issuance fees	-	-	-	-	-
Capital outlay	-	-	-	-	-
Total expenditures	256,396	3,478,271	-	1,719	880,450
<b>EXCESS (DEFICIENCY) OF REVENUES OVER (UNDER) EXPENDITURES</b>	(25,105)	(3,477,220)	4,705	2,436	(365,166)
<b>OTHER FINANCING SOURCES (USES)</b>					
Issuance of long-term debt	-	-	-	-	-
Premium on issuance of long-term debt	-	-	-	-	-
Payment to bond escrow agent	-	-	-	-	-
Transfers in	-	5,400,000	-	-	-
Transfers out	-	-	-	-	-
Total other financing sources and uses	-	5,400,000	-	-	-
<b>NET CHANGE IN FUND BALANCES</b>	(25,105)	1,922,780	4,705	2,436	(365,166)
<b>FUND BALANCES, BEGINNING</b>	592,064	31,534	463,633	35,516	1,939,474
<b>FUND BALANCES, ENDING</b>	<u>\$ 566,959</u>	<u>\$ 1,954,314</u>	<u>\$ 468,338</u>	<u>\$ 37,952</u>	<u>\$ 1,574,308</u>

**WILLIAMSON COUNTY, TEXAS**  
**COMBINING STATEMENT OF REVENUES, EXPENDITURES**  
**AND CHANGES IN FUND BALANCES**  
**NONMAJOR GOVERNMENTAL FUNDS**  
**YEAR ENDED SEPTEMBER 30, 2012**  
**(CONTINUED)**

	Records Management	Records Management and Preservation	Records Technology	Regional Animal Shelter (WCRAS)	Southeast Road District
<b>REVENUES</b>					
Taxes	\$ -	\$ -	\$ -	\$ -	\$ -
Fees of office	570,754	135,865	30,095	203,944	-
Fines and forfeitures	-	-	-	-	-
Charges for services	-	-	-	-	-
Special assessment	-	-	-	-	-
Intergovernmental	-	-	-	456,394	-
Investment earnings	902	936	-	-	21
Miscellaneous	-	-	-	100,402	-
Total revenues	571,656	136,801	30,095	760,740	21
<b>EXPENDITURES</b>					
Current:					
General government	567,817	95,903	-	-	-
Public safety	-	-	-	-	-
Judicial	-	-	-	-	-
Community services	-	-	-	1,163,892	-
Conservation	-	-	-	-	-
Transportation	-	-	-	-	-
Debt service:					
Principal	-	-	-	-	-
Interest and other charges	-	-	-	-	-
Bond issuance fees	-	-	-	-	-
Capital outlay	-	77,301	-	7,934	-
Total expenditures	567,817	173,204	-	1,171,826	-
<b>EXCESS (DEFICIENCY) OF REVENUES OVER (UNDER) EXPENDITURES</b>	3,839	(36,403)	30,095	(411,086)	21
<b>OTHER FINANCING SOURCES (USES)</b>					
Issuance of long-term debt	-	-	-	-	-
Premium on issuance of long-term debt	-	-	-	-	-
Payment to bond escrow agent	-	-	-	-	-
Transfers in	-	-	-	313,126	-
Transfers out	-	-	-	-	-
Total other financing sources and uses	-	-	-	313,126	-
<b>NET CHANGE IN FUND BALANCES</b>	3,839	(36,403)	30,095	(97,960)	21
<b>FUND BALANCES, BEGINNING</b>	1,003,366	867,842	49,627	90,364	17,835
<b>FUND BALANCES, ENDING</b>	\$ 1,007,205	\$ 831,439	\$ 79,722	\$ (7,596)	\$ 17,856

**WILLIAMSON COUNTY, TEXAS  
 COMBINING STATEMENT OF REVENUES, EXPENDITURES  
 AND CHANGES IN FUND BALANCES  
 NONMAJOR GOVERNMENTAL FUNDS  
 YEAR ENDED SEPTEMBER 30, 2012  
 (CONTINUED)**

	Southwest Road District	JJAEP Tier II	Tobacco	Truancy Program	WM - City of and Hutto ISD
<b>REVENUES</b>					
Taxes	\$ -	\$ -	\$ -	\$ -	\$ -
Fees of office	-	-	-	-	-
Fines and forfeitures	-	-	-	-	-
Charges for services	-	-	-	-	-
Special assessment	-	-	-	-	-
Intergovernmental	-	28,356	244,615	-	-
Investment earnings	1,000	-	16,852	-	-
Miscellaneous	-	1,140	-	71,873	149,530
Total revenues	1,000	29,496	261,467	71,873	149,530
<b>EXPENDITURES</b>					
Current:					
General government	-	-	-	-	-
Public safety	-	176,490	-	-	-
Judicial	-	-	-	-	-
Community services	-	-	177,798	16,168	75,000
Conservation	-	-	-	-	-
Transportation	-	-	-	-	-
Debt service:					
Principal	-	-	-	-	-
Interest and other charges	-	-	-	-	-
Bond issuance fees	-	-	-	-	-
Capital outlay	-	-	-	-	-
Total expenditures	-	176,490	177,798	16,168	75,000
<b>EXCESS (DEFICIENCY) OF REVENUES OVER (UNDER) EXPENDITURES</b>	1,000	(146,994)	83,669	55,705	74,530
<b>OTHER FINANCING SOURCES (USES)</b>					
Issuance of long-term debt	-	-	-	-	-
Premium on issuance of long-term debt	-	-	-	-	-
Payment to bond escrow agent	-	-	-	-	-
Transfers in	-	-	-	-	-
Transfers out	-	-	(150,414)	-	-
Total other financing sources and uses	-	-	(150,414)	-	-
<b>NET CHANGE IN FUND BALANCES</b>	1,000	(146,994)	(66,745)	55,705	74,530
<b>FUND BALANCES, BEGINNING</b>	879,286	298,691	3,997,229	4,296	133,283
<b>FUND BALANCES, ENDING</b>	\$ 880,286	\$ 151,697	\$ 3,930,484	\$ 60,001	\$ 207,813

**WILLIAMSON COUNTY, TEXAS**  
**COMBINING STATEMENT OF REVENUES, EXPENDITURES**  
**AND CHANGES IN FUND BALANCES**  
**NONMAJOR GOVERNMENTAL FUNDS**  
**YEAR ENDED SEPTEMBER 30, 2012**  
**(CONTINUED)**

	WM - Community Recreation Facility	WM - Future Environmental Liability	WM - Master Site Development	Total Governmental Funds
<b>REVENUES</b>				
Taxes	\$ -	\$ -	\$ -	\$ 1,288,374
Fees of office	-	-	-	2,735,673
Fines and forfeitures	-	-	-	100,756
Charges for services	-	-	-	1,424,949
Special assessment	-	-	-	4,178
Intergovernmental	-	-	-	6,095,920
Investment earnings	-	1,803	-	34,596
Miscellaneous	74,861	149,530	74,860	2,097,324
Total revenues	74,861	151,333	74,860	13,781,770
<b>EXPENDITURES</b>				
Current:				
General government	-	-	-	3,711,595
Public safety	-	-	-	3,848,633
Judicial	-	-	-	936,348
Community services	-	-	5,195	6,103,527
Conservation	-	-	-	676,913
Transportation	-	-	-	370
Debt service:				
Principal	-	-	-	835,000
Interest and other charges	-	-	-	523,114
Bond issuance fees	-	-	-	303,544
Capital outlay	-	-	-	1,222,870
Total expenditures	-	-	5,195	18,161,914
<b>EXCESS (DEFICIENCY) OF REVENUES OVER (UNDER) EXPENDITURES</b>	74,861	151,333	69,665	(4,380,144)
<b>OTHER FINANCING SOURCES (USES)</b>				
Issuance of long-term debt	-	-	-	7,475,000
Premium on issuance of long-term debt	-	-	-	665,058
Payment to bond escrow agent	-	-	-	(7,830,594)
Transfers in	-	-	-	6,348,190
Transfers out	-	-	-	(248,042)
Total other financing sources and uses	-	-	-	6,409,612
<b>NET CHANGE IN FUND BALANCES</b>	74,861	151,333	69,665	2,029,468
<b>FUND BALANCES, BEGINNING</b>	124,474	248,283	121,474	18,394,192
<b>FUND BALANCES, ENDING</b>	\$ 199,335	\$ 399,616	\$ 191,139	\$ 20,423,660

See Independent Auditor's Report.



**WILLIAMSON COUNTY, TEXAS  
SCHEDULE OF REVENUES, EXPENDITURES AND  
CHANGES IN FUND BALANCES - BUDGET AND ACTUAL  
ALTERNATE DISPUTE RESOLUTION  
YEAR ENDED SEPTEMBER 30, 2012**

	<u>Final</u>	<u>Actual</u>	<u>Variance Positive (Negative)</u>
<b>REVENUES</b>			
Fees of office	\$ 18,500	\$ 19,445	\$ 945
Investment earnings	250	214	(36)
<b>Total revenues</b>	<b>18,750</b>	<b>19,659</b>	<b>909</b>
<b>EXPENDITURES</b>			
Current			
Judicial	7,241	5,111	2,130
<b>Total expenditures</b>	<b>7,241</b>	<b>5,111</b>	<b>2,130</b>
<b>Net change in fund balance</b>	<b>11,509</b>	<b>14,548</b>	<b>3,039</b>
<b>FUND BALANCE, beginning</b>	<b>222,906</b>	<b>222,906</b>	<b>-</b>
<b>FUND BALANCE, ending</b>	<b>\$ 234,415</b>	<b>\$ 237,454</b>	<b>\$ 3,039</b>

**WILLIAMSON COUNTY, TEXAS  
SCHEDULE OF REVENUES, EXPENDITURES AND CHANGES  
IN FUND BALANCE - BUDGET AND ACTUAL  
CONSERVATION FOUNDATION  
YEAR ENDED SEPTEMBER 30, 2012**

	<u>Final</u>	<u>Actual</u>	<b>Variance Positive (Negative)</b>
<b>REVENUES</b>			
Investment earnings	\$ -	\$ 1,560	\$ 1,560
Miscellaneous	-	1,422,326	1,422,326
<b>Total revenues</b>	-	1,423,886	1,423,886
<b>EXPENDITURES</b>			
Current			
Conservation	780,283	676,913	103,370
Capital outlay	450,000	419,410	30,590
<b>Total expenditures</b>	1,230,283	1,096,323	133,960
<b>Net change in fund balance</b>	(1,230,283)	327,563	1,557,846
<b>FUND BALANCE, beginning</b>	1,549,281	1,549,281	-
<b>FUND BALANCE, ending</b>	<u>\$ 318,998</u>	<u>\$ 1,876,844</u>	<u>\$ 1,557,846</u>

**WILLIAMSON COUNTY, TEXAS  
SCHEDULE OF REVENUES, EXPENDITURES AND  
CHANGES IN FUND BALANCE - BUDGET AND ACTUAL  
COUNTY ATTORNEY HOT CHECK  
YEAR ENDED SEPTEMBER 30, 2012**

	<u>Final</u>	<u>Actual</u>	<u>Variance Positive (Negative)</u>
<b>REVENUES</b>			
Fees of office	\$ 72,000	\$ 86,452	\$ 14,452
<b>Total revenues</b>	72,000	86,452	14,452
<b>EXPENDITURES</b>			
Current			
Judicial	72,331	69,698	2,633
<b>Total expenditures</b>	72,331	69,698	2,633
<b>EXCESS (DEFICIENCY) OF REVENUES OVER EXPENDITURES</b>	(331)	16,754	17,085
<b>OTHER FINANCING SOURCES (USES)</b>			
Transfers in	30,877	-	(30,877)
<b>Total other financing sources and uses</b>	30,877	-	(30,877)
<b>Net change in fund balance</b>	30,546	16,754	(13,792)
<b>FUND BALANCE, beginning</b>	3,327	3,327	-
<b>FUND BALANCE, ending</b>	<u>\$ 33,873</u>	<u>\$ 20,081</u>	<u>\$ (13,792)</u>

**WILLIAMSON COUNTY, TEXAS  
SCHEDULE OF REVENUES, EXPENDITURES AND  
CHANGES IN FUND BALANCES - BUDGET AND ACTUAL  
COUNTY SHERIFF ASSET FORFEITURES  
YEAR ENDED SEPTEMBER 30, 2012**

	<u>Final</u>	<u>Actual</u>	<u>Variance Positive (Negative)</u>
<b>REVENUES</b>			
Fines and forfeitures	\$ -	\$ 95,797	\$ 95,797
Investment earnings	-	401	401
<b>Total revenues</b>	-	96,198	96,198
<b>EXPENDITURES</b>			
Current			
Public safety	522,381	35,615	486,766
Capital outlay	150,295	29,650	120,645
<b>Total expenditures</b>	672,676	65,265	607,411
<b>Net change in fund balance</b>	(672,676)	30,933	703,609
<b>FUND BALANCE, beginning</b>	680,147	680,147	-
<b>FUND BALANCE, ending</b>	<u>\$ 7,471</u>	<u>\$ 711,080</u>	<u>\$ 703,609</u>

**WILLIAMSON COUNTY, TEXAS  
SCHEDULE OF REVENUES, EXPENDITURES AND  
CHANGE IN FUND BALANCE - BUDGET AND ACTUAL  
COUNTY RADIO COMMUNICATIONS SYSTEM (RCS)  
YEAR ENDED SEPTEMBER 30, 2012**

	<u>Final</u>	<u>Actual</u>	<b>Variance Positive (Negative)</b>
<b>REVENUES</b>			
Charges for services	\$ 627,621	\$ 665,887	\$ 38,266
Miscellaneous	5,500	5,500	-
<b>Total revenues</b>	633,121	671,387	38,266
<b>EXPENDITURES</b>			
Current			
Public safety	1,986,251	1,143,834	842,417
<b>Total expenditures</b>	1,986,251	1,143,834	842,417
<b>EXCESS (DEFICIENCY) OF REVENUES OVER EXPENDITURES</b>	(1,353,130)	(472,447)	880,683
<b>OTHER FINANCING SOURCES (USES)</b>			
Transfers in	670,823	471,715	(199,108)
<b>Total other financing sources and uses</b>	670,823	471,715	(199,108)
<b>Net change in fund balance</b>	(682,307)	(732)	681,575
<b>FUND BALANCE, beginning</b>	(631)	(631)	-
<b>FUND BALANCE, ending</b>	<u>\$ (682,938)</u>	<u>\$ (1,363)</u>	<u>\$ 681,575</u>

**WILLIAMSON COUNTY, TEXAS**  
**SCHEDULE OF REVENUES, EXPENDITURES AND CHANGES**  
**IN FUND BALANCE - BUDGET AND ACTUAL**  
**COURT REPORTER**  
**YEAR ENDED SEPTEMBER 30, 2012**

	<u>Final</u>	<u>Actual</u>	<u>Variance Positive (Negative)</u>
<b>REVENUES</b>			
Fees of office	\$ 96,000	\$ 97,219	\$ 1,219
Investment earnings	900	780	(120)
	<u>96,900</u>	<u>97,999</u>	<u>1,099</u>
<b>Total revenues</b>	96,900	97,999	1,099
<b>EXPENDITURES</b>			
Current			
Judicial	40,750	35,514	5,236
	<u>40,750</u>	<u>35,514</u>	<u>5,236</u>
<b>Total expenditures</b>	40,750	35,514	5,236
<b>Net change in fund balance</b>	56,150	62,485	6,335
<b>FUND BALANCE, beginning</b>	<u>898,566</u>	<u>898,566</u>	<u>-</u>
<b>FUND BALANCE, ending</b>	<u>\$ 954,716</u>	<u>\$ 961,051</u>	<u>\$ 6,335</u>

See Independent Auditor's Report.

**WILLIAMSON COUNTY, TEXAS  
SCHEDULE OF REVENUES, EXPENDITURES AND CHANGES  
IN FUND BALANCE - BUDGET AND ACTUAL  
COURTHOUSE SECURITY  
YEAR ENDED SEPTEMBER 30, 2012**

	<u>Final</u>	<u>Actual</u>	<u>Variance Positive (Negative)</u>
<b>REVENUES</b>			
Fees of office	\$ 223,000	\$ 231,158	\$ 8,158
Investment earnings	100	88	(12)
	<u>223,100</u>	<u>231,246</u>	<u>8,146</u>
<b>Total revenues</b>	223,100	231,246	8,146
<b>EXPENDITURES</b>			
Current			
Judicial	224,301	217,991	6,310
	<u>224,301</u>	<u>217,991</u>	<u>6,310</u>
<b>Total expenditures</b>	224,301	217,991	6,310
<b>Net change in fund balance</b>	(1,201)	13,255	14,456
<b>FUND BALANCE, beginning</b>	<u>216,852</u>	<u>216,852</u>	-
<b>FUND BALANCE, ending</b>	<u>\$ 215,651</u>	<u>\$ 230,107</u>	<u>\$ 14,456</u>

See Independent Auditor's Report.

**WILLIAMSON COUNTY, TEXAS**  
**SCHEDULE OF REVENUES, EXPENDITURES AND CHANGES**  
**IN FUND BALANCE - BUDGET AND ACTUAL**  
**DISTRICT ATTORNEY ASSET FORFEITURES**  
**YEAR ENDED SEPTEMBER 30, 2012**

	<u>Final</u>	<u>Actual</u>	<u>Variance Positive (Negative)</u>
<b>REVENUES</b>			
Fines and forfeitures	\$ -	\$ 4,959	\$ 4,959
Investment earnings	-	139	139
Miscellaneous	-	738	738
	<u>-</u>	<u>5,836</u>	<u>5,836</u>
<b>Total revenues</b>	-	5,836	5,836
<b>EXPENDITURES</b>			
Current			
Judicial	<u>104,039</u>	<u>95,769</u>	<u>8,270</u>
	<u>104,039</u>	<u>95,769</u>	<u>8,270</u>
<b>Total expenditures</b>	104,039	95,769	8,270
<b>EXCESS (DEFICIENCY) OF REVENUES OVER EXPENDITURES</b>	(104,039)	(89,933)	14,106
<b>OTHER FINANCING SOURCES (USES)</b>			
Transfers out	<u>(7,738)</u>	<u>(7,738)</u>	<u>-</u>
	<u>(7,738)</u>	<u>(7,738)</u>	<u>-</u>
<b>Total other financing     sources and uses</b>	(7,738)	(7,738)	-
<b>Net change in fund balance</b>	(111,777)	(97,671)	14,106
<b>FUND BALANCE, beginning</b>	<u>269,240</u>	<u>269,240</u>	<u>-</u>
<b>FUND BALANCE, ending</b>	<u>\$ 157,463</u>	<u>\$ 171,569</u>	<u>\$ 14,106</u>

See Independent Auditor's Report.



**WILLIAMSON COUNTY, TEXAS  
SCHEDULE OF REVENUES, EXPENDITURES AND CHANGES  
IN FUND BALANCE - BUDGET AND ACTUAL  
DISTRICT ATTORNEY WELFARE FRAUD  
YEAR ENDED SEPTEMBER 30, 2012**

	<u>Final</u>	<u>Actual</u>	<u>Variance Positive (Negative)</u>
<b>REVENUES</b>			
Miscellaneous	\$ -	\$ 280	\$ 280
<b>Total revenues</b>	-	280	280
<b>EXPENDITURES</b>			
Current			
Judicial	2,547	2,547	-
<b>Total expenditures</b>	2,547	2,547	-
<b>Net change in fund balance</b>	(2,547)	(2,267)	280
<b>FUND BALANCE, beginning</b>	3,718	3,718	-
<b>FUND BALANCE, ending</b>	<u>\$ 1,171</u>	<u>\$ 1,451</u>	<u>\$ 280</u>

**WILLIAMSON COUNTY, TEXAS  
SCHEDULE OF REVENUES, EXPENDITURES AND CHANGES  
IN FUND BALANCE - BUDGET AND ACTUAL  
DRUG COURT  
YEAR ENDED SEPTEMBER 30, 2012**

	<u>Final</u>	<u>Actual</u>	<u>Variance Positive (Negative)</u>
<b>REVENUES</b>			
Fees of office	\$ 40,000	\$ 41,587	\$ 1,587
<b>Total revenues</b>	40,000	41,587	1,587
<b>EXPENDITURES</b>			
Current			
Judicial	30,000	27,894	2,106
<b>Total expenditures</b>	30,000	27,894	2,106
<b>Net change in fund balance</b>	10,000	13,693	3,693
<b>FUND BALANCE, beginning</b>	52,726	52,726	-
<b>FUND BALANCE, ending</b>	<u>\$ 62,726</u>	<u>\$ 66,419</u>	<u>\$ 3,693</u>

**WILLIAMSON COUNTY, TEXAS**  
**SCHEDULE OF REVENUES, EXPENDITURES AND CHANGES**  
**IN FUND BALANCE - BUDGET AND ACTUAL**  
**ELECTION CHAPTER 19**  
**YEAR ENDED SEPTEMBER 30, 2012**

	<u>Final</u>	<u>Actual</u>	<u>Variance Positive (Negative)</u>
<b>REVENUES</b>			
Intergovernmental	\$ -	\$ 22,820	\$ 22,820
<b>Total revenues</b>	-	22,820	22,820
<b>EXPENDITURES</b>			
Current			
General government	31,173	25,654	5,519
<b>Total expenditures</b>	31,173	25,654	5,519
<b>Net change in fund balance</b>	(31,173)	(2,834)	28,339
<b>FUND BALANCE, beginning</b>	-	-	-
<b>FUND BALANCE, ending</b>	<u>\$ (31,173)</u>	<u>\$ (2,834)</u>	<u>\$ 28,339</u>

**WILLIAMSON COUNTY, TEXAS  
SCHEDULE OF REVENUES, EXPENDITURES AND CHANGES  
IN FUND BALANCE - BUDGET AND ACTUAL  
ELECTION HAVA  
YEAR ENDED SEPTEMBER 30, 2012**

	<u>Final</u>	<u>Actual</u>	<u>Variance Positive (Negative)</u>
<b>REVENUES</b>	\$ -	\$ -	\$ -
<b>EXPENDITURES</b>			
Current			
General government	224,400	202,080	22,320
Capital Outlay	<u>97,500</u>	<u>34,900</u>	<u>62,600</u>
<b>Total expenditures</b>	<u>321,900</u>	<u>236,980</u>	<u>84,920</u>
<b>EXCESS (DEFICIENCY) OF REVENUES OVER EXPENDITURES</b>	(321,900)	(236,980)	84,920
<b>OTHER FINANCING SOURCES (USES)</b>			
Transfers in	<u>-</u>	<u>89,890</u>	<u>89,890</u>
<b>Total other financing sources             and uses</b>	<u>-</u>	<u>89,890</u>	<u>89,890</u>
<b>Net change in fund balance</b>	(321,900)	(147,090)	174,810
<b>FUND BALANCE, beginning</b>	<u>295,886</u>	<u>295,886</u>	<u>-</u>
<b>FUND BALANCE, ending</b>	<u>\$ (26,014)</u>	<u>\$ 148,796</u>	<u>\$ 174,810</u>

**WILLIAMSON COUNTY, TEXAS  
SCHEDULE OF REVENUES, EXPENDITURES AND CHANGES  
IN FUND BALANCE - BUDGET AND ACTUAL  
ELECTION SERVICES CONTRACT  
YEAR ENDED SEPTEMBER 30, 2012**

	<u>Final</u>	<u>Actual</u>	<u>Variance Positive (Negative)</u>
<b>REVENUES</b>			
Fees of office	\$ -	\$ 297,596	\$ 297,596
Miscellaneous	-	120	120
	<hr/>	<hr/>	<hr/>
<b>Total revenues</b>	-	297,716	297,716
 <b>EXPENDITURES</b>			
Current			
General government	350,200	276,601	73,599
	<hr/>	<hr/>	<hr/>
<b>Total expenditures</b>	350,200	276,601	73,599
 <b>EXCESS (DEFICIENCY) OF REVENUES OVER EXPENDITURES</b>	(350,200)	21,115	371,315
 <b>OTHER FINANCING SOURCES (USES)</b>			
Transfers out	(89,890)	(89,890)	-
	<hr/>	<hr/>	<hr/>
<b>Total other financing sources and uses</b>	(89,890)	(89,890)	-
 <b>Net change in fund balance</b>	(440,090)	(68,775)	371,315
 <b>FUND BALANCE, beginning</b>	47,736	47,736	-
	<hr/>	<hr/>	<hr/>
<b>FUND BALANCE, ending</b>	<u>\$ (392,354)</u>	<u>\$ (21,039)</u>	<u>\$ 371,315</u>

**WILLIAMSON COUNTY, TEXAS**  
**SCHEDULE OF REVENUES, EXPENDITURES AND CHANGES**  
**IN FUND BALANCE - BUDGET AND ACTUAL**  
**JUSTICE COURT TECHNOLOGY**  
**YEAR ENDED SEPTEMBER 30, 2012**

	<u>Final</u>	<u>Actual</u>	<u>Variance Positive (Negative)</u>
<b>REVENUES</b>			
Fees of office	\$ -	\$ 96,182	\$ 96,182
Investment earnings	-	613	613
	<u>-</u>	<u>96,795</u>	<u>96,795</u>
<b>Total revenues</b>	-	96,795	96,795
 <b>EXPENDITURES</b>			
Current			
Judicial	205,890	76,425	129,465
	<u>205,890</u>	<u>76,425</u>	<u>129,465</u>
<b>Total expenditures</b>	205,890	76,425	129,465
	<u>(205,890)</u>	<u>20,370</u>	<u>226,260</u>
<b>Net change in fund balance</b>	(205,890)	20,370	226,260
 <b>FUND BALANCE, beginning</b>	<u>586,250</u>	<u>586,250</u>	<u>-</u>
 <b>FUND BALANCE, ending</b>	<u>\$ 380,360</u>	<u>\$ 606,620</u>	<u>\$ 226,260</u>

**WILLIAMSON COUNTY, TEXAS  
SCHEDULE OF REVENUES, EXPENDITURES AND CHANGES  
IN FUND BALANCE - BUDGET AND ACTUAL  
JUSTICE OF THE PEACE SECURITY  
YEAR ENDED SEPTEMBER 30, 2012**

	<u>Final</u>	<u>Actual</u>	<u>Variance Positive (Negative)</u>
<b>REVENUES</b>			
Fees of office	\$ -	\$ 23,892	\$ 23,892
<b>Total revenues</b>	-	23,892	23,892
<b>EXPENDITURES</b>			
Current			
Judicial	52,025	17,028	34,997
<b>Total expenditures</b>	52,025	17,028	34,997
<b>Net change in fund balance</b>	(52,025)	6,864	58,889
<b>FUND BALANCE, beginning</b>	122,132	122,132	-
<b>FUND BALANCE, ending</b>	<u>\$ 70,107</u>	<u>\$ 128,996</u>	<u>\$ 58,889</u>

**WILLIAMSON COUNTY, TEXAS  
SCHEDULE OF REVENUES, EXPENDITURES AND CHANGES  
IN FUND BALANCE - BUDGET AND ACTUAL  
LAW LIBRARY  
YEAR ENDED SEPTEMBER 30, 2012**

	<u>Final</u>	<u>Actual</u>	<u>Variance Positive (Negative)</u>
<b>REVENUES</b>			
Fees of office	\$ 194,000	\$ 194,478	\$ 478
Investment earnings	800	649	(151)
Miscellaneous	-	36,164	36,164
	<hr/>	<hr/>	<hr/>
<b>Total revenues</b>	194,800	231,291	36,491
 <b>EXPENDITURES</b>			
Current			
Judicial	16,100	256,396	(240,296)
Capital outlay	250,000	-	250,000
	<hr/>	<hr/>	<hr/>
<b>Total expenditures</b>	266,100	256,396	9,704
 <b>Net change in fund balance</b>	(71,300)	(25,105)	46,195
 <b>FUND BALANCE, beginning</b>	<hr/> 592,064	<hr/> 592,064	<hr/> -
 <b>FUND BALANCE, ending</b>	<hr/> <u>\$ 520,764</u>	<hr/> <u>\$ 566,959</u>	<hr/> <u>\$ 46,195</u>



**WILLIAMSON COUNTY, TEXAS  
SCHEDULE OF REVENUES, EXPENDITURES AND CHANGES  
IN FUND BALANCE - BUDGET AND ACTUAL  
MEDICAID UPL  
YEAR ENDED SEPTEMBER 30, 2012**

	<u>Final</u>	<u>Actual</u>	<b>Variance Positive (Negative)</b>
<b>REVENUES</b>			
Investment earnings	\$ -	\$ 1,051	\$ 1,051
<b>Total revenues</b>	-	1,051	1,051
<b>EXPENDITURES</b>			
Current			
Community services	5,400,000	3,478,271	1,921,729
<b>Total expenditures</b>	5,400,000	3,478,271	1,921,729
<b>EXCESS (DEFICIENCY) OF REVENUES OVER EXPENDITURES</b>	(5,400,000)	(3,477,220)	1,922,780
<b>OTHER FINANCING SOURCES (USES)</b>			
Transfers in	5,400,000	5,400,000	-
<b>Total other financing sources and uses</b>	5,400,000	5,400,000	-
<b>Net change in fund balance</b>	-	1,922,780	1,922,780
<b>FUND BALANCE, beginning</b>	31,534	31,534	-
<b>FUND BALANCE, ending</b>	<u>\$ 31,534</u>	<u>\$ 1,954,314</u>	<u>\$ 1,922,780</u>

**WILLIAMSON COUNTY, TEXAS  
SCHEDULE OF REVENUES, EXPENDITURES AND CHANGES  
IN FUND BALANCE - BUDGET AND ACTUAL  
PROBATE COURT  
YEAR ENDED SEPTEMBER 30, 2012**

	<u>Final</u>	<u>Actual</u>	<u>Variance Positive (Negative)</u>
<b>REVENUES</b>			
Fees of office	\$ 3,400	\$ 4,155	\$ 755
<b>Total revenues</b>	3,400	4,155	755
<b>EXPENDITURES</b>			
Current			
Judicial	2,800	1,719	1,081
<b>Total expenditures</b>	2,800	1,719	1,081
<b>Net change in fund balance</b>	600	2,436	1,836
<b>FUND BALANCE, beginning</b>	35,516	35,516	-
<b>FUND BALANCE, ending</b>	<u>\$ 36,116</u>	<u>\$ 37,952</u>	<u>\$ 1,836</u>

**WILLIAMSON COUNTY, TEXAS  
SCHEDULE OF REVENUES, EXPENDITURES AND CHANGES  
IN FUND BALANCE - BUDGET AND ACTUAL  
RECORDS ARCHIVE  
YEAR ENDED SEPTEMBER 30, 2012**

	<u>Final</u>	<u>Actual</u>	<u>Variance Positive (Negative)</u>
<b>REVENUES</b>			
Charges for services	\$ 420,000	\$ 510,265	\$ 90,265
Investment earnings	1,000	5,019	4,019
	<u>421,000</u>	<u>515,284</u>	<u>94,284</u>
<b>Total revenues</b>	421,000	515,284	94,284
<b>EXPENDITURES</b>			
Current			
General government	890,388	880,450	9,938
	<u>890,388</u>	<u>880,450</u>	<u>9,938</u>
<b>Total expenditures</b>	890,388	880,450	9,938
<b>Net change in fund balance</b>	(469,388)	(365,166)	104,222
<b>FUND BALANCE, beginning</b>	<u>1,939,474</u>	<u>1,939,474</u>	-
<b>FUND BALANCE, ending</b>	<u>\$ 1,470,086</u>	<u>\$ 1,574,308</u>	<u>\$ 104,222</u>

**WILLIAMSON COUNTY, TEXAS  
SCHEDULE OF REVENUES, EXPENDITURES AND CHANGES  
IN FUND BALANCE - BUDGET AND ACTUAL  
RECORDS MANAGEMENT  
YEAR ENDED SEPTEMBER 30, 2012**

	<u>Final</u>	<u>Actual</u>	<u>Variance Positive (Negative)</u>
<b>REVENUES</b>			
Fees of office	\$ 480,500	\$ 570,754	\$ 90,254
Investment earnings	1,000	902	(98)
<b>Total revenues</b>	481,500	571,656	90,156
<b>EXPENDITURES</b>			
Current			
General government	665,209	567,817	97,392
<b>Total expenditures</b>	665,209	567,817	97,392
<b>Net change in fund balance</b>	(183,709)	3,839	187,548
<b>FUND BALANCE, beginning</b>	1,003,366	1,003,366	-
<b>FUND BALANCE, ending</b>	<u>\$ 819,657</u>	<u>\$ 1,007,205</u>	<u>\$ 187,548</u>

**WILLIAMSON COUNTY, TEXAS**  
**SCHEDULE OF REVENUES, EXPENDITURES AND CHANGES**  
**IN FUND BALANCE - BUDGET AND ACTUAL**  
**RECORDS MANAGEMENT AND PRESERVATION**  
**YEAR ENDED SEPTEMBER 30, 2012**

	<u>Final</u>	<u>Actual</u>	<u>Variance Positive (Negative)</u>
<b>REVENUES</b>			
Fees of office	\$ 127,000	\$ 135,865	\$ 8,865
Investment earnings	1,000	936	(64)
	<hr/>	<hr/>	<hr/>
<b>Total revenues</b>	128,000	136,801	8,801
 <b>EXPENDITURES</b>			
Current			
General government	231,837	95,903	135,934
Capital outlay	-	77,301	(77,301)
	<hr/>	<hr/>	<hr/>
<b>Total expenditures</b>	231,837	173,204	58,633
 <b>Net change in fund balance</b>	(103,837)	(36,403)	67,434
 <b>FUND BALANCE, beginning</b>	<hr/> 867,842	<hr/> 867,842	<hr/> -
 <b>FUND BALANCE, ending</b>	<hr/> <u>\$ 764,005</u>	<hr/> <u>\$ 831,439</u>	<hr/> <u>\$ 67,434</u>

**WILLIAMSON COUNTY, TEXAS**  
**SCHEDULE OF REVENUES, EXPENDITURES AND CHANGES**  
**IN FUND BALANCE - BUDGET AND ACTUAL**  
**REGIONAL ANIMAL SHELTER (WCRAS)**  
**YEAR ENDED SEPTEMBER 30, 2012**

	<u>Final</u>	<u>Actual</u>	<u>Variance Positive (Negative)</u>
<b>REVENUES</b>			
Fees of office	\$ 198,300	\$ 203,944	\$ 5,644
Intergovernmental	374,416	456,394	81,978
Miscellaneous	1,700	100,402	98,702
<b>Total revenues</b>	<u>574,416</u>	<u>760,740</u>	<u>186,324</u>
<b>EXPENDITURES</b>			
Current			
Community services	1,221,881	1,163,892	57,989
Capital outlay	-	7,934	(7,934)
<b>Total expenditures</b>	<u>1,221,881</u>	<u>1,171,826</u>	<u>50,055</u>
<b>EXCESS (DEFICIENCY) OF REVENUES OVER EXPENDITURES</b>	(647,465)	(411,086)	236,379
<b>OTHER FINANCING SOURCES (USES)</b>			
Transfers in	547,490	313,126	(234,364)
<b>Total other financing sources         and uses</b>	<u>547,490</u>	<u>313,126</u>	<u>(234,364)</u>
<b>Net change in fund balance</b>	(99,975)	(97,960)	2,015
<b>FUND BALANCE, beginning</b>	<u>90,364</u>	<u>90,364</u>	<u>-</u>
<b>FUND BALANCE, ending</b>	<u><u>\$ (9,611)</u></u>	<u><u>\$ (7,596)</u></u>	<u><u>\$ 2,015</u></u>

**WILLIAMSON COUNTY, TEXAS**  
**SCHEDULE OF REVENUES, EXPENDITURES AND CHANGES**  
**IN FUND BALANCE - BUDGET AND ACTUAL**  
**JJAEP TIER II**  
**YEAR ENDED SEPTEMBER 30, 2012**

	<u>Final</u>	<u>Actual</u>	<u>Variance Positive (Negative)</u>
<b>REVENUES</b>			
Intergovernmental	\$ -	\$ 28,356	\$ 28,356
Miscellaneous	-	1,140	1,140
	<hr/>	<hr/>	<hr/>
<b>Total revenues</b>	-	29,496	29,496
 <b>EXPENDITURES</b>			
Current			
Public safety	223,200	176,490	46,710
	<hr/>	<hr/>	<hr/>
<b>Total expenditures</b>	223,200	176,490	46,710
	<hr/>	<hr/>	<hr/>
<b>Net change in fund balance</b>	(223,200)	(146,994)	76,206
 <b>FUND BALANCE, beginning</b>	<hr/> 298,691	<hr/> 298,691	<hr/> -
 <b>FUND BALANCE, ending</b>	<hr/> <u>\$ 75,491</u>	<hr/> <u>\$ 151,697</u>	<hr/> <u>\$ 76,206</u>

**WILLIAMSON COUNTY, TEXAS**  
**SCHEDULE OF REVENUES, EXPENDITURES AND CHANGES**  
**IN FUND BALANCE - BUDGET AND ACTUAL**  
**TOBACCO**  
**YEAR ENDED SEPTEMBER 30, 2012**

	<u>Final</u>	<u>Actual</u>	<u>Variance Positive (Negative)</u>
<b>REVENUES</b>			
Intergovernmental	\$ 350,000	\$ 244,615	\$ (105,385)
Investment income	16,000	16,852	852
<b>Total revenues</b>	366,000	261,467	(104,533)
<b>EXPENDITURES</b>			
Current			
Community services	177,798	177,798	-
<b>Total expenditures</b>	177,798	177,798	-
<b>EXCESS (DEFICIENCY) OF REVENUES OVER EXPENDITURES</b>	188,202	83,669	(104,533)
<b>OTHER FINANCING SOURCES (USES)</b>			
Transfers out	(150,414)	(150,414)	-
<b>Total other financing sources and uses</b>	(150,414)	(150,414)	-
<b>Net change in fund balance</b>	37,788	(66,745)	(104,533)
<b>FUND BALANCE, beginning</b>	3,997,229	3,997,229	-
<b>FUND BALANCE, ending</b>	<u>\$ 4,035,017</u>	<u>\$ 3,930,484</u>	<u>\$ (104,533)</u>



**WILLIAMSON COUNTY, TEXAS**  
**SCHEDULE OF REVENUES, EXPENDITURES AND CHANGES**  
**IN FUND BALANCE - BUDGET AND ACTUAL**  
**TRUANCY PROGRAM**  
**YEAR ENDED SEPTEMBER 30, 2012**

	<u>Final</u>	<u>Actual</u>	<u>Variance Positive (Negative)</u>
<b>REVENUES</b>			
Miscellaneous	\$ 16,800	\$ 71,873	\$ 55,073
<b>Total revenues</b>	16,800	71,873	55,073
<b>EXPENDITURES</b>			
Current			
Community services	28,983	16,168	12,815
<b>Total expenditures</b>	28,983	16,168	12,815
<b>Net change in fund balance</b>	(12,183)	55,705	67,888
<b>FUND BALANCE, beginning</b>	6,920	4,296	(2,624)
<b>FUND BALANCE, ending</b>	<u>\$ (5,263)</u>	<u>\$ 60,001</u>	<u>\$ 65,264</u>

## **INTERNAL SERVICE FUNDS**

Internal Service Funds are used to account for the financing of goods or services provided by one department to other departments of the County on a cost-reimbursement basis.

**Benefits Program** – This fund is used to account for the accumulation and allocation of costs associated with medical and dental benefits.

**Fleet Maintenance** – This fund is used to account for the maintenance and repair of motor vehicle and related costs.

**WILLIAMSON COUNTY, TEXAS  
COMBINING STATEMENT OF NET ASSETS  
INTERNAL SERVICE FUNDS  
SEPTEMBER 30, 2012**

	<b>Benefits Program</b>	<b>Fleet Management</b>	<b>Total</b>
<b>ASSETS</b>			
Current assets			
Cash and investments	\$ 2,311,704	\$ -	\$ 2,311,704
Accounts receivables	630,430	3,162	633,592
Inventory	-	167,520	167,520
Prepaid expenses	234,941	-	234,941
<b>Total current assets</b>	<b>3,177,075</b>	<b>170,682</b>	<b>3,347,757</b>
Non-current assets			
Capital assets:			
Machinery and equipment	-	390,422	390,422
Less accumulated depreciation	-	(274,314)	(274,314)
<b>Total non-current assets</b>	<b>-</b>	<b>116,108</b>	<b>116,108</b>
<b>Total assets</b>	<b>3,177,075</b>	<b>286,790</b>	<b>3,463,865</b>
<b>LIABILITIES</b>			
Current liabilities			
Accounts payable	226,995	252,804	479,799
Accrued liabilities	991,387	32,836	1,024,223
<b>Total current liabilities</b>	<b>1,218,382</b>	<b>285,640</b>	<b>1,504,022</b>
<b>NET ASSETS</b>			
Invested in capital assets	-	116,108	116,108
Unrestricted	1,958,693	(114,958)	1,843,735
<b>TOTAL NET ASSETS</b>	<b>\$ 1,958,693</b>	<b>\$ 1,150</b>	<b>\$ 1,959,843</b>

**WILLIAMSON COUNTY, TEXAS  
COMBINING STATEMENT OF REVENUES, EXPENSES  
AND CHANGES IN FUND NET ASSETS  
INTERNAL SERVICE FUNDS  
YEAR ENDED SEPTEMBER 30, 2012**

	<b>Benefits Program</b>	<b>Fleet Management</b>	<b>Total</b>
<b>OPERATING REVENUES</b>			
Employer contributions	\$ 13,553,530	\$ -	\$ 13,553,530
Employee contributions	4,313,130	-	4,313,130
Charge for services	-	3,358,779	3,358,779
<b>Total operating revenues</b>	<b>17,866,660</b>	<b>3,358,779</b>	<b>21,225,439</b>
<b>OPERATING EXPENSES</b>			
Claims	13,789,882	-	13,789,882
Insurance	744,940	-	744,940
Administration	1,378,423	3,339,472	4,717,895
Depreciation	-	18,157	18,157
<b>Total operating expenses</b>	<b>15,913,245</b>	<b>3,357,629</b>	<b>19,270,874</b>
<b>OPERATING INCOME</b>	<b>1,953,415</b>	<b>1,150</b>	<b>1,954,565</b>
<b>NON-OPERATING REVENUES</b>			
Interest and investment revenue	5,278	-	5,278
<b>Total non-operating revenues</b>	<b>5,278</b>	<b>-</b>	<b>5,278</b>
<b>CHANGE IN NET ASSETS</b>	<b>1,958,693</b>	<b>1,150</b>	<b>1,959,843</b>
<b>TOTAL NET ASSETS, beginning</b>	<b>-</b>	<b>-</b>	<b>-</b>
<b>TOTAL NET ASSETS, ending</b>	<b>\$ 1,958,693</b>	<b>\$ 1,150</b>	<b>\$ 1,959,843</b>

**WILLIAMSON COUNTY, TEXAS  
COMBINING STATEMENT OF CASH FLOWS  
INTERNAL SERVICE FUNDS  
YEAR ENDED SEPTEMBER 30, 2012**

	<u>Benefits Program</u>	<u>Fleet Management</u>	<u>Total</u>
<b>CASH FLOWS FROM OPERATING ACTIVITIES</b>			
Receipts from customers and users	\$ 17,236,581	\$ 3,360,711	\$ 20,597,292
Payments to suppliers	(14,012,453)	-	(14,012,453)
Payments to employees	(1,378,423)	(3,353,616)	(4,732,039)
<b>Net cash provided by operating activities</b>	1,845,705	7,095	1,852,800
<b>CASH FLOWS FROM CAPITAL AND RELATED FINANCING ACTIVITIES</b>			
Acquisition and construction of capital assets	-	(7,095)	(7,095)
<b>Cash flows used in capital and related financing activities</b>	-	(7,095)	(7,095)
<b>CASH FLOWS FROM INVESTING ACTIVITIES</b>			
Investment earnings	5,278	-	5,278
<b>Net cash flows provided by investing activities</b>	5,278	-	5,278
<b>Increase in cash and cash equivalents</b>	1,850,983	-	1,850,983
<b>CASH AND CASH EQUIVALENTS, beginning</b>	460,721	-	460,721
<b>CASH AND CASH EQUIVALENTS, ending</b>	<u>\$ 2,311,704</u>	<u>\$ -</u>	<u>\$ 2,311,704</u>
<b>RECONCILIATION OF OPERATING INCOME TO NET CASH PROVIDED BY OPERATING ACTIVITIES</b>			
Operating income	\$ 1,953,415	\$ 1,150	\$ 1,954,565
Adjustments to reconcile operating loss to net cash provided by operating activities			
Depreciation	-	18,157	18,157
Change in assets and liabilities:			
Accounts receivable	(630,079)	1,932	(628,147)
Inventory	-	(1,432)	(1,432)
Prepaid expenses	15,387	-	15,387
Accounts payable	174,777	(10,085)	164,692
Accrued liabilities	332,205	(2,627)	329,578
<b>Net cash provided by operating activities</b>	<u>\$ 1,845,705</u>	<u>\$ 7,095</u>	<u>\$ 1,852,800</u>

## **FIDUCIARY FUNDS**

### **Agency Funds**

Agency Funds serve primarily as clearing mechanisms for cash resources which are collected by a governmental unit, held as such for a brief period, and then distributed to authorized recipients.

The following comprise the County's Agency Funds:

- CCA-ICE Billing
- Child Fatality Review Team
- County Attorney Hot Check Restitution
- County Clerk Trust
- District Attorney
- District Clerk Trust
- Historical Commission
- Inmate Trust
- Justice of the Peace Bond
- Juvenile Probation
- Outreach Program
- Sheriff Special Cash Bond
- Tax Assessor – Collector

**WILLIAMSON COUNTY, TEXAS  
COMBINING STATEMENT OF CHANGES IN ASSETS  
AND LIABILITIES - ALL AGENCY FUNDS  
YEAR ENDED SEPTEMBER 30, 2012**

	<u>Balance Beginning of Year</u>	<u>Additions</u>	<u>Deductions</u>	<u>Balance End of Year</u>
<b><u>CCA/ICE BILLING</u></b>				
Assets:				
Cash and investments	\$ -	\$ 21,332,305	\$ 19,780,709	\$ 1,551,596
Liabilities				
Due to others	\$ -	\$ 21,332,305	\$ 19,780,709	\$ 1,551,596
<b><u>CHILD FATALITY REVIEW TEAM</u></b>				
Assets:				
Cash and investments	\$ 2,980	\$ -	\$ -	\$ 2,980
Liabilities				
Due to others	\$ 2,980	\$ -	\$ -	\$ 2,980
<b><u>COUNTY ATTORNEY HOT CHECK RESTITUTION</u></b>				
Assets:				
Cash and investments	\$ 109,926	\$ 821,726	\$ 835,065	\$ 96,587
Liabilities				
Due to others	\$ 109,926	\$ 821,726	\$ 835,065	\$ 96,587
<b><u>COUNTY CLERK TRUST</u></b>				
Assets:				
Cash and investments	\$ 2,381,227	\$ 5,329,176	\$ 5,791,994	\$ 1,918,409
Liabilities				
Due to others	\$ 2,381,227	\$ 5,329,176	\$ 5,791,994	\$ 1,918,409
<b><u>DISTRICT ATTORNEY</u></b>				
Assets:				
Cash and investments	\$ 48,226	\$ 834,209	\$ 600,054	\$ 282,381
Liabilities				
Due to others	\$ 48,226	\$ 834,209	\$ 600,054	\$ 282,381
<b><u>DISTRICT CLERK TRUST</u></b>				
Assets:				
Cash and investments	\$ 2,363,335	\$ 2,619,066	\$ 2,589,069	\$ 2,393,332
Liabilities				
Due to others	\$ 2,363,335	\$ 2,619,066	\$ 2,589,069	\$ 2,393,332

**WILLIAMSON COUNTY, TEXAS  
 COMBINING STATEMENT OF CHANGES IN ASSETS  
 AND LIABILITIES - ALL AGENCY FUNDS  
 FOR THE YEAR ENDED SEPTEMBER 30, 2012  
 (CONTINUED)**

	<u>Balance Beginning of Year</u>	<u>Additions</u>	<u>Deductions</u>	<u>Balance End of Year</u>
<b><u>HISTORICAL COMMISSION</u></b>				
Assets:				
Cash and investments	\$ 12,509	\$ 3,281	\$ 1,991	\$ 13,799
Liabilities				
Due to others	\$ 12,509	\$ 3,281	\$ 1,991	\$ 13,799
<b><u>INMATE TRUST</u></b>				
Assets:				
Cash and investments	\$ 30,844	\$ 1,467,060	\$ 1,459,394	\$ 38,510
Liabilities				
Due to others	\$ 30,844	\$ 1,467,060	\$ 1,459,394	\$ 38,510
<b><u>JUSTICE OF THE PEACE BOND</u></b>				
Assets:				
Cash and investments	\$ 15,540	\$ 29,995	\$ 27,531	\$ 18,004
Liabilities				
Due to others	\$ 15,540	\$ 29,995	\$ 27,531	\$ 18,004
<b><u>JUVENILE PROBATION</u></b>				
Assets:				
Cash and investments	\$ 325,013	\$ 148,440	\$ 137,708	\$ 335,745
Liabilities				
Due to others	\$ 325,013	\$ 148,440	\$ 137,708	\$ 335,745
<b><u>OUTREACH PROGRAM</u></b>				
Assets:				
Cash and investments	\$ 2,403	\$ 21,155	\$ 18,584	\$ 4,974
Liabilities				
Due to others	\$ 2,403	\$ 21,155	\$ 18,584	\$ 4,974



**WILLIAMSON COUNTY, TEXAS  
 COMBINING STATEMENT OF CHANGES IN ASSETS  
 AND LIABILITIES - ALL AGENCY FUNDS  
 FOR THE YEAR ENDED SEPTEMBER 30, 2012  
 (CONTINUED)**

	<u>Balance Beginning of Year</u>	<u>Additions</u>	<u>Deductions</u>	<u>Balance End of Year</u>
<b><u>SHERIFF SPECIAL CASH BOND</u></b>				
Assets:				
Cash and investments	\$ 41,250	\$ 1,296,496	\$ 1,285,296	\$ 52,450
Liabilities				
Due to others	\$ 41,250	\$ 1,296,496	\$ 1,285,296	\$ 52,450
<b><u>TAX ASSESSOR-COLLECTOR</u></b>				
Assets:				
Cash and investments	\$ 4,605,934	\$ 879,448,138	\$ 879,124,947	\$ 4,929,125
Liabilities				
Due to others	\$ 4,605,934	\$ 879,448,138	\$ 879,124,947	\$ 4,929,125
<b><u>TOTALS - ALL AGENCY FUNDS</u></b>				
Assets:				
Cash and investments	\$ 9,939,187	\$ 913,351,047	\$ 911,652,342	\$ 11,637,892
Liabilities				
Due to others	\$ 9,939,187	\$ 913,351,047	\$ 911,652,342	\$ 11,637,892

## **STATISTICAL SECTION (Unaudited)**

This portion of Williamson County’s comprehensive annual financial report presents multiple years of data to provide a historical perspective for understanding the information available in the financial statements, note disclosures, and required supplementary information and for assessing the County’s overall financial health.

<b>Contents</b>	<b>Page</b>
Financial Trends These schedules contain trend information to help the reader understand how the County’s financial performance and well-being have changed over time.	126
Revenue Capacity These schedules contain trend information to help the reader assess the County’s most significant local revenue resource.	132
Debt Capacity These schedules contain trend information to help the reader assess the affordability of the County’s current levels of outstanding debt and the County’s ability to issue additional debt in the future.	137
Economic and Demographic Indicators These schedules contain economic and demographic information to help the reader understand the environment within which the County’s financial activities take place.	143
Operating Information These schedules contain service and infrastructure data to help the reader understand how the information in the County’s financial report relates to the services and activities performed by the County.	145
Miscellaneous Information These pages contain additional data about the area, communities, colleges, medical facilities, and County government offices.	149

**TABLE 1**

**WILLIAMSON COUNTY, TEXAS  
NET ASSETS BY COMPONENT  
LAST TEN FISCAL YEARS  
(Full accrual basis of accounting)**

	Fiscal Year									
	2012	2011	2010	2009	2008	2007	2006	2005	2004	2003
Governmental activities:										
Invested in capital assets, net of related debt	\$ 206,599,134	\$ 210,678,161	\$ 176,951,689	\$ 199,531,984	\$ 140,117,628	\$ 184,660,300	\$ 128,908,310	\$ 35,332,710	\$ (121,442,482)	\$ (117,831,069)
Restricted	38,938,961	45,121,020	154,293,857	49,826,237	37,344,812	31,411,957	22,765,431	20,486,235	21,843,704	19,208,104
Unrestricted	(38,966,492)	(49,146,501)	(144,080,084)	(164,631,030)	(160,037,655)	(183,152,945)	(168,996,351)	(117,641,631)	16,520,500	14,502,613
Total governmental activities net assets	<u>\$ 206,571,603</u>	<u>\$ 206,652,680</u>	<u>\$ 187,165,462</u>	<u>\$ 84,727,191</u>	<u>\$ 17,424,785</u>	<u>\$ 32,919,312</u>	<u>\$ (17,322,610)</u>	<u>\$ (61,822,686)</u>	<u>\$ (83,078,278)</u>	<u>\$ (84,120,352)</u>
Primary government:										
Invested in capital assets, net of related debt	\$ 206,599,134	\$ 210,678,161	\$ 176,951,689	\$ 199,531,984	\$ 140,117,628	\$ 184,660,300	\$ 128,908,310	\$ 35,332,710	\$ (121,442,482)	\$ (117,831,069)
Restricted	38,938,961	45,121,020	154,293,857	49,826,237	37,344,812	31,411,957	22,765,431	20,486,235	21,843,704	19,208,104
Unrestricted	(38,966,492)	(49,146,501)	(144,080,084)	(164,631,030)	(160,037,655)	(183,152,945)	(168,996,351)	(117,641,631)	16,520,500	14,502,613
Total primary government net assets	<u>\$ 206,571,603</u>	<u>\$ 206,652,680</u>	<u>\$ 187,165,462</u>	<u>\$ 84,727,191</u>	<u>\$ 17,424,785</u>	<u>\$ 32,919,312</u>	<u>\$ (17,322,610)</u>	<u>\$ (61,822,686)</u>	<u>\$ (83,078,278)</u>	<u>\$ (84,120,352)</u>

Source: Comprehensive Annual Financial Report

Notes:

Financial data includes Avery Ranch Road District (blended component unit).

**TABLE 2**

**WILLIAMSON COUNTY, TEXAS  
CHANGES IN NET ASSETS  
LAST TEN FISCAL YEARS  
(Full accrual basis of accounting)**

	Fiscal Year									
	2012	2011	2010	2009	2008	2007	2006	2005	2004	2003
<b>EXPENSES</b>										
Governmental activities:										
General government	\$ 30,302,088	\$ 28,267,782	\$ 26,637,924	\$ 27,928,481	\$ 24,893,815	\$ 23,497,198	\$ 22,050,767	\$ 18,233,750	\$ 21,457,291	\$ 12,476,452
Public safety	79,174,507	78,208,556	75,872,505	72,323,851	61,670,538	90,897,137	65,719,879	49,724,886	46,651,544	50,231,160
Transportation support	58,930,917	65,354,413	67,938,312	31,965,828	70,415,173	20,028,127	39,753,817	25,084,181	11,229,669	57,597,735
Judicial	20,150,173	19,997,874	20,022,346	18,790,314	17,135,891	15,557,642	14,694,150	13,133,036	21,736,281	9,507,975
Community services	12,808,543	11,714,612	17,361,323	15,523,563	11,981,593	9,646,823	9,082,766	9,442,407	7,898,641	6,119,800
Conservation	676,913	247,844	219,592	187,912	-	-	-	-	-	-
Interest on long-term debt	36,995,878	37,591,938	38,843,957	34,418,384	34,786,909	25,108,101	23,506,255	24,020,808	20,506,113	22,415,777
Total governmental activities expenses	<u>239,039,019</u>	<u>241,383,019</u>	<u>246,895,959</u>	<u>201,138,333</u>	<u>220,883,919</u>	<u>184,735,028</u>	<u>174,807,634</u>	<u>139,639,068</u>	<u>129,479,539</u>	<u>158,348,899</u>
Total primary government expenses	<u>239,039,019</u>	<u>241,383,019</u>	<u>246,895,959</u>	<u>201,138,333</u>	<u>220,883,919</u>	<u>184,735,028</u>	<u>174,807,634</u>	<u>139,639,068</u>	<u>129,479,539</u>	<u>158,348,899</u>
<b>PROGRAM REVENUES</b>										
Governmental activities:										
Charges for services										
General government	10,862,040	9,840,478	8,672,102	8,527,672	8,159,720	8,016,465	8,270,015	4,668,087	5,252,164	4,570,423
Public safety	14,108,707	12,971,784	14,282,342	10,521,690	10,889,257	43,221,647	22,902,790	8,451,966	9,069,319	16,167,807
Transportation support	5,111,192	5,552,097	5,055,053	5,517,109	6,058,560	6,014,536	6,033,748	5,145,197	4,912,475	4,804,479
Judicial	6,924,358	7,361,257	7,213,109	7,319,186	7,666,021	7,809,982	6,984,849	6,288,221	6,390,698	4,013,638
Community services	1,460,491	1,361,504	1,308,480	1,259,111	1,379,501	723,092	635,594	567,053	526,523	417,537
Operating grants and contributions	17,329,641	20,693,428	24,856,142	7,218,056	7,373,406	11,570,786	10,809,892	9,161,037	4,292,094	12,337,715
Capital grants and contributions	14,209,320	35,698,166	65,403,950	62,746,368	1,807,836	1,998,962	-	-	-	222,848
Total governmental activities program revenues	<u>70,005,749</u>	<u>93,478,714</u>	<u>126,791,178</u>	<u>103,109,192</u>	<u>43,334,301</u>	<u>79,355,470</u>	<u>55,636,888</u>	<u>34,281,561</u>	<u>30,443,273</u>	<u>42,534,447</u>
Total primary government program revenues	<u>70,005,749</u>	<u>93,478,714</u>	<u>126,791,178</u>	<u>103,109,192</u>	<u>43,334,301</u>	<u>79,355,470</u>	<u>55,636,888</u>	<u>34,281,561</u>	<u>30,443,273</u>	<u>42,534,447</u>
<b>NET (EXPENSE) REVENUES</b>										
Governmental activities	<u>(169,033,270)</u>	<u>(147,904,305)</u>	<u>(120,104,781)</u>	<u>(98,029,141)</u>	<u>(177,549,618)</u>	<u>(105,379,558)</u>	<u>(119,170,746)</u>	<u>(105,357,507)</u>	<u>(99,036,266)</u>	<u>(115,814,452)</u>
Total primary government net expense	<u>(169,033,270)</u>	<u>(147,904,305)</u>	<u>(120,104,781)</u>	<u>(98,029,141)</u>	<u>(177,549,618)</u>	<u>(105,379,558)</u>	<u>(119,170,746)</u>	<u>(105,357,507)</u>	<u>(99,036,266)</u>	<u>(115,814,452)</u>

TABLE 2

**WILLIAMSON COUNTY, TEXAS  
CHANGES IN NET ASSETS  
LAST TEN FISCAL YEARS  
(Full accrual basis of accounting)  
(CONTINUED)**

	Fiscal Year									
	2012	2011	2010	2009	2008	2007	2006	2005	2004	2003
<b>GENERAL REVENUES AND OTHER CHANGES IN NET ASSETS</b>										
Governmental activities:										
Taxes:										
Property tax, levied for general purposes	97,647,471	96,497,886	97,632,658	89,753,407	81,973,085	72,536,843	68,689,297	63,873,158	60,370,650	52,528,265
Property tax, levied for farm to market	10,261,395	10,063,148	10,135,443	10,894,429	10,376,729	9,688,093	8,889,879	7,091,323	6,687,648	6,351,501
Property tax, levied for debt service	58,518,962	57,347,077	57,980,103	55,094,237	54,244,437	46,495,030	37,359,004	38,178,467	28,976,882	29,187,268
Other	561,950	594,840	577,272	542,286	558,929	493,372	417,525	368,982	-	-
Investment earnings	1,048,743	2,149,871	5,704,603	9,017,001	14,777,336	12,767,274	10,696,910	4,982,047	2,536,979	3,334,361
Miscellaneous	913,672	738,701	946,945	30,187	124,575	91,256	21,248	267,402	1,506,181	341,130
Total governmental activities	<u>168,952,193</u>	<u>167,391,523</u>	<u>172,977,024</u>	<u>165,331,547</u>	<u>162,055,091</u>	<u>142,071,868</u>	<u>126,073,863</u>	<u>114,761,379</u>	<u>100,078,340</u>	<u>91,742,525</u>
Total primary government	<u>168,952,193</u>	<u>167,391,523</u>	<u>172,977,024</u>	<u>165,331,547</u>	<u>162,055,091</u>	<u>142,071,868</u>	<u>126,073,863</u>	<u>114,761,379</u>	<u>100,078,340</u>	<u>91,742,525</u>
<b>CHANGE IN NET ASSETS</b>										
Governmental activities	<u>(81,077)</u>	<u>19,487,218</u>	<u>52,872,243</u>	<u>67,302,406</u>	<u>(15,494,527)</u>	<u>36,692,310</u>	<u>6,903,117</u>	<u>9,403,872</u>	<u>1,042,074</u>	<u>(24,071,927)</u>
Total primary government	<u>\$ (81,077)</u>	<u>\$ 19,487,218</u>	<u>\$ 52,872,243</u>	<u>\$ 67,302,406</u>	<u>\$ (15,494,527)</u>	<u>\$ 36,692,310</u>	<u>\$ 6,903,117</u>	<u>\$ 9,403,872</u>	<u>\$ 1,042,074</u>	<u>\$ (24,071,927)</u>
Prior period adjustment	<u>\$ -</u>	<u>\$ -</u>	<u>\$ 49,566,028</u>	<u>\$ -</u>	<u>\$ -</u>	<u>\$ 13,549,612</u>	<u>\$ 37,596,959</u>	<u>\$ 11,851,720</u>	<u>\$ -</u>	<u>\$ -</u>

Source: Comprehensive Annual Financial Report

Notes:

Financial data includes Avery Ranch Road District (blended component unit).

**TABLE 3**

**WILLIAMSON COUNTY, TEXAS  
FUND BALANCES  
GOVERNMENTAL FUNDS  
LAST TEN FISCAL YEARS  
(Modified accrual basis of accounting)**

	Fiscal Year									
	2012	2011	2010	2009	2008	2007	2006	2005	2004	2003
General fund										
Nonspendable	\$ 1,100,387	\$ 1,222,914	\$ -	\$ -	\$ -	\$ -	\$ -	\$ -	\$ -	\$ -
Committed	36,198	22,050	-	-	-	-	-	-	-	-
Unassigned	73,795,666	68,557,094	-	-	-	-	-	-	-	-
Reserved*	-	-	1,408,086	1,455,016	1,580,512	-	-	-	-	-
Unreserved	-	-	58,909,804	51,050,420	47,756,679	40,663,714	33,979,722	27,147,720	1,952,709	14,529,616
Total general fund	<u>\$ 74,932,251</u>	<u>\$ 69,802,058</u>	<u>\$ 60,317,890</u>	<u>\$ 52,505,436</u>	<u>\$ 49,337,191</u>	<u>\$ 40,663,714</u>	<u>\$ 33,979,722</u>	<u>\$ 27,147,720</u>	<u>\$ 1,952,709</u>	<u>\$ 14,529,616</u>
All other governmental funds										
Nonspendable	\$ 445,019	\$ 601,831	\$ -	\$ -	\$ -	\$ -	\$ -	\$ -	\$ -	\$ -
Restricted	288,414,746	348,991,227	-	-	-	-	-	-	-	-
Committed	1,366,480	1,360,754	-	-	-	-	-	-	-	-
Reserved for:										
Capital projects fund	-	-	-	-	-	-	-	-	-	356,548
Designated for:										
Capital projects fund	-	-	-	-	113,753	50,000	-	-	-	-
Unreserved, reported in:										
Special revenue funds	-	-	136,252,756	29,396,121	28,023,654	24,283,185	21,637,161	17,399,178	15,553,328	14,272,110
Debt service funds	-	-	21,876,358	24,244,442	12,143,357	8,652,890	6,166,044	4,888,930	4,255,339	3,091,531
Capital projects fund	-	-	174,188,055	249,168,865	216,052,596	288,560,531	174,019,834	82,870,693	116,507,511	97,883,380
Total all other governmental funds	<u>\$ 290,226,245</u>	<u>\$ 350,953,812</u>	<u>\$ 332,317,169</u>	<u>\$ 302,809,428</u>	<u>\$ 256,333,360</u>	<u>\$ 321,546,606</u>	<u>\$ 201,823,039</u>	<u>\$ 105,158,801</u>	<u>\$ 136,316,178</u>	<u>\$ 115,603,569</u>

Source: Comprehensive Annual Financial Report

Notes:

Financial data includes Avery Ranch Road District (blended component unit).

In fiscal year 2011, the County implemented GASB 54 which changed the fund balance classifications presented above. Refer to Note 3 of the basic financial statements for further information.

\* - Includes encumbrances and prepaid items.

TABLE 4

**WILLIAMSON COUNTY, TEXAS  
CHANGES IN FUND BALANCES  
GOVERNMENTAL FUNDS  
LAST TEN FISCAL YEARS  
(Modified accrual basis of accounting)**

	Fiscal Year									
	2012	2011	2010	2009	2008	2007	2006	2005	2004	2003
<b>REVENUES</b>										
Taxes	\$ 167,093,325	\$ 164,597,739	\$ 166,639,051	\$ 156,522,999	\$ 147,070,997	\$ 129,088,118	\$ 115,139,980	\$ 108,748,888	\$ 96,071,361	\$ 87,834,944
Fees of office	12,954,173	11,842,128	10,998,340	10,919,809	11,008,180	10,841,922	9,893,132	7,669,411	7,213,692	7,384,448
Fines and forfeitures	3,975,297	4,472,356	4,904,224	4,687,053	4,991,691	4,922,538	4,477,813	4,227,690	4,166,753	4,087,535
Assessments	-	-	-	362	86	1,331	176,320	-	-	-
Charges for services	13,979,270	14,125,179	11,761,607	9,863,213	9,645,113	8,374,733	6,675,991	7,023,855	6,733,716	5,837,713
Intergovernmental	23,109,980	49,216,594	70,813,527	16,767,352	10,380,199	46,530,656	27,604,602	10,933,595	7,913,409	19,820,975
Motor vehicle registration	4,931,746	4,882,799	4,865,667	5,307,091	5,613,275	5,489,139	5,537,941	5,140,934	4,837,231	4,744,671
Investment income	1,043,465	2,133,026	5,436,289	8,374,817	14,182,060	13,957,255	10,529,092	5,223,456	3,793,781	3,528,092
Miscellaneous	2,696,797	1,576,308	2,238,636	645,845	518,257	1,088,487	222,839	-	-	-
<b>Total revenues</b>	<b>229,784,053</b>	<b>252,846,129</b>	<b>277,657,341</b>	<b>213,088,541</b>	<b>203,409,858</b>	<b>220,294,179</b>	<b>180,257,710</b>	<b>148,967,829</b>	<b>130,729,943</b>	<b>133,238,378</b>
<b>EXPENDITURES</b>										
General government	27,475,074	25,763,464	24,446,725	25,356,840	22,609,264	23,462,700	18,386,365	16,756,444	13,275,924	11,769,789
Public safety	71,801,965	68,631,677	66,875,588	62,290,400	58,029,442	87,225,958	62,607,741	44,842,978	44,042,395	48,605,775
Transportation support	63,987,750	85,170,274	104,789,246	57,018,386	48,905,035	27,874,393	23,647,607	24,225,477	9,731,808	57,224,707
Judicial	18,767,804	18,169,857	18,341,712	17,102,998	16,200,005	14,730,003	12,954,769	11,492,104	10,734,465	10,510,510
Community services	10,995,460	11,100,789	15,369,591	13,764,903	10,770,909	9,934,119	8,429,775	8,953,255	6,830,019	6,012,386
Conservation	676,913	247,844	219,592	187,912	-	-	-	-	-	-
Capital outlay	34,621,156	29,687,307	34,155,679	30,447,017	61,599,221	49,215,141	44,767,764	38,289,890	67,401,499	68,838,281
Debt service										
Principal	28,442,621	25,786,563	22,750,713	21,900,061	20,457,972	18,650,000	15,750,000	12,925,000	8,800,000	6,599,777
Interest	37,850,525	36,286,550	38,172,382	33,779,802	32,567,790	31,201,896	22,253,754	24,933,068	19,829,444	22,884,184
Bond issuance costs	2,103,426	1,328,636	388,061	-	-	-	-	982,702	1,918,313	141,405
Other	-	-	-	-	-	-	-	9,224	6,740	34,252
<b>Total expenditures</b>	<b>296,722,694</b>	<b>302,172,961</b>	<b>325,509,289</b>	<b>261,848,319</b>	<b>271,139,638</b>	<b>262,294,210</b>	<b>208,797,775</b>	<b>183,410,142</b>	<b>182,570,607</b>	<b>232,621,066</b>
<b>EXCESS OF REVENUES OVER (UNDER) EXPENDITURES</b>	<b>(66,938,641)</b>	<b>(49,326,832)</b>	<b>(47,851,948)</b>	<b>(48,759,778)</b>	<b>(67,729,780)</b>	<b>(42,000,031)</b>	<b>(28,540,065)</b>	<b>(34,442,313)</b>	<b>(51,840,664)</b>	<b>(99,382,688)</b>

**WILLIAMSON COUNTY, TEXAS  
CHANGES IN FUND BALANCES  
GOVERNMENTAL FUNDS  
LAST TEN FISCAL YEARS  
(Modified accrual basis of accounting)  
(CONTINUED)**

**TABLE 4**

	Fiscal Year									
	2012	2011	2010	2009	2008	2007	2006	2005	2004	2003
<b>OTHER FINANCING SOURCES (USES)</b>										
Transfers in	7,918,291	9,265,224	2,932,336	3,474,026	2,043,298	1,873,113	2,130,316	492,336	756,178	1,538,904
Transfers out	(7,918,291)	(10,123,951)	(3,061,532)	(3,474,026)	(2,043,298)	(1,873,113)	(2,130,316)	(492,336)	(705,485)	(238,904)
Proceeds from sale of capital assets	229,783	234,887	330,100	284,834	345,933	231,995	650,535	3,980,681	1,063,360	-
Issuance of capital lease	-	-	-	-	844,078	-	-	-	-	-
Payment to bond escrow agent	(214,803,039)	(13,405,896)	-	-	-	(115,236,116)	-	(90,928,483)	(83,135,418)	-
Discount on long-term debt	(386,008)	(294,217)	(263,649)	(43,127)	-	(614,069)	-	(27,818)	-	-
Premium on long-term debt	31,620,531	1,981,596	1,673,850	927,384	-	10,645,837	4,740,769	8,337,567	-	-
Issuance of bond	194,680,000	89,790,000	33,995,000	97,235,000	10,000,000	273,379,942	126,645,000	89,545,000	159,570,731	4,620,000
Total other financing sources (uses)	11,341,267	77,447,643	35,606,105	98,404,091	11,190,011	168,407,589	132,036,304	10,906,947	77,549,366	5,920,000
<b>NET CHANGE IN FUND BALANCES</b>	<u>\$ (55,597,374)</u>	<u>\$ 28,120,811</u>	<u>\$ (12,245,843)</u>	<u>\$ 49,644,313</u>	<u>\$ (56,539,769)</u>	<u>\$ 126,407,558</u>	<u>\$ 103,496,239</u>	<u>\$ (23,535,366)</u>	<u>\$ 25,708,702</u>	<u>\$ (93,462,688)</u>
<b>PRIOR PERIOD ADJUSTMENT</b>	<u>\$ -</u>	<u>\$ -</u>	<u>\$ 49,566,028</u>	<u>\$ -</u>	<u>\$ -</u>	<u>\$ -</u>	<u>\$ -</u>	<u>\$ -</u>	<u>\$ -</u>	<u>\$ 612,455</u>
<b>DEBT SERVICES (PRINCIPAL AND INTEREST) AS PERCENTAGE OF NONCAPITAL EXPENDITURES</b>	<u>25.3%</u>	<u>22.8%</u>	<u>20.9%</u>	<u>24.1%</u>	<u>26.0%</u>	<u>23.5%</u>	<u>23.5%</u>	<u>25.4%</u>	<u>24.9%</u>	<u>12.7%</u>

Source: Comprehensive Annual Financial Report

Note:

Financial data includes Avery Ranch Road District (blended component unit).



TABLE 5

**WILLIAMSON COUNTY, TEXAS**  
**ASSESSED VALUE AND ACTUAL VALUE OF TAXABLE PROPERTY<sup>a</sup>**  
**LAST TEN FISCAL YEARS**

General and Debt Service

Fiscal Year	Residential Property	Commercial Property	Other Property	Personal Property	Less: Tax-exempt Property	Total Taxable Assessed Value	Total Direct Tax Rate <sup>b</sup>
2012 (c)	\$ 23,316,653,461	\$ 12,579,062,940	\$ 4,089,036,731	\$ 2,516,944,446	\$ 8,586,848,425	\$ 33,914,849,153	0.457687
2011 (c)	22,731,190,836	12,170,331,765	4,180,854,644	2,406,882,877	8,301,996,159	33,187,263,963	0.459999
2010 (c)	22,536,370,182	12,350,492,269	4,283,090,122	2,534,252,977	8,053,782,353	33,650,423,197	0.459999
2009 (c)	22,334,769,118	11,657,221,227	4,077,250,113	2,650,620,127	7,673,782,813	33,046,077,772	0.439425
2008 (c)	19,836,021,861	10,095,823,007	3,652,223,403	2,391,442,420	6,643,909,687	29,331,601,004	0.459100
2007 (c)	16,949,243,233	8,648,223,231	3,062,299,235	2,124,454,124	5,575,552,434	25,208,667,389	0.467492
2006 (c)	15,165,389,592	7,556,900,275	2,499,228,282	2,019,162,484	4,845,816,791	22,394,863,842	0.466157
2005 (c)	14,166,369,708	6,927,265,502	2,321,320,146	1,974,071,130	4,546,056,922	20,842,969,564	0.478852
2004	12,924,758,892	6,109,209,883	1,960,871,213	1,951,602,115	3,973,202,941	18,973,239,162	0.448229
2003	12,031,852,821	5,878,790,255	1,867,652,538	1,970,790,122	3,674,651,950	18,074,433,786	0.425400

Road and Bridge

Fiscal Year	Residential Property	Commercial Property	Other Property	Personal Property	Less: Tax-exempt Property	Total Taxable Assessed Value	Total Direct Tax Rate <sup>b</sup>
2012 (c)	\$ 23,316,653,461	\$ 12,579,062,940	\$ 4,089,036,731	\$ 2,516,944,446	\$ 8,329,968,260	\$ 34,171,729,318	0.030000
2011 (c)	22,731,190,836	12,170,331,765	4,180,854,644	2,406,882,877	7,997,293,754	33,491,966,368	0.030000
2010 (c)	22,536,370,182	12,350,492,269	4,283,090,122	2,534,252,977	7,934,857,334	33,769,348,216	0.030000
2009 (c)	22,334,769,118	11,657,221,227	4,077,250,113	2,650,620,127	7,647,893,604	33,071,966,981	0.028899
2008 (c)	19,836,021,861	10,095,823,007	3,652,223,403	2,391,442,420	6,473,716,698	29,501,793,993	0.030000
2007 (c)	16,949,243,233	8,648,223,231	3,062,299,235	2,124,454,124	5,429,196,627	25,355,023,196	0.032165
2006 (c)	15,165,389,592	7,556,900,275	2,499,228,282	2,019,162,484	4,723,701,403	22,516,979,230	0.033500
2005 (c)	14,166,369,708	6,927,265,502	2,321,320,146	1,974,071,130	4,448,331,180	20,940,695,306	0.033365
2004	12,924,758,892	6,109,209,883	1,960,871,213	1,951,449,535	3,900,603,577	19,045,685,946	0.033581
2003	12,031,852,821	5,878,790,255	1,867,652,538	1,970,781,390	3,704,748,962	18,044,328,042	0.032900

Source: Williamson County Appraisal District

Note: Property is required to be reappraised at least once every three years according to Texas Tax Code Section 26.18(b).

N/A Not Available

- (a) Property is assessed at actual value; therefore, the assessed values are equal to actual value.
- (b) Tax rates are per \$100 of assessed value.
- (c) The assessed values represent the Appraisal Review Board's approved totals from the last supplement as of the respective fiscal year-end.

TABLE 6

**WILLIAMSON COUNTY, TEXAS  
DIRECT AND OVERLAPPING PROPERTY TAX RATE  
(PER \$100 ASSESSED VALUE)  
LAST TEN FISCAL YEARS**

	Fiscal Year									
	2012	2011	2010	2009	2008	2007	2006	2005	2004	2003
<b>County Direct Rates</b>										
General	\$ 0.287687	\$ 0.289999	\$ 0.289999	\$ 0.271291	\$ 0.275000	\$ 0.283355	\$ 0.300500	\$ 0.300545	\$ 0.301130	\$ 0.272700
Debt service	0.170000	0.170000	0.170000	0.168134	0.184100	0.184137	0.165657	0.178307	0.147099	0.152700
Road and bridge	0.030000	0.030000	0.030000	0.028899	0.030000	0.032165	0.033500	0.033365	0.033581	0.032900
<b>Total direct rate</b>	<b>0.487687</b>	<b>0.489999</b>	<b>0.489999</b>	<b>0.468324</b>	<b>0.489100</b>	<b>0.499657</b>	<b>0.499657</b>	<b>0.512217</b>	<b>0.481810</b>	<b>0.458300</b>
<b>City and Town Rates</b>										
Austin	0.481100	0.457100	0.420900	0.401200	0.403400	0.412600	0.443000	0.443000	0.492800	0.459700
Bartlett	0.588300	0.558400	0.524400	0.585500	0.631400	0.602700	0.602700	0.386300	0.312900	0.273400
Cedar Park	0.493501	0.493501	0.489001	0.489001	0.508070	0.518070	0.518070	0.488070	0.468070	0.448240
Florence	0.741697	0.636019	0.527860	0.500000	0.500000	0.500000	0.500000	0.500000	0.520000	0.500000
Georgetown	0.387500	0.356220	0.356220	0.356220	0.356590	0.367280	0.346260	0.346260	0.321940	0.302610
Granger	0.888817	0.888817	0.887461	0.864290	0.829595	0.829595	0.500000	0.500000	0.500000	0.489940
Hutto	0.516545	0.507580	0.499154	0.499154	0.493520	0.493521	0.493521	0.503521	0.503521	0.380000
Jarrell	0.469854	0.377100	0.287171	0.290000	0.137495	0.137495	0.045000	N/A	N/A	N/A
Leander	0.670420	0.650420	0.600420	0.602590	0.607591	0.598291	0.548291	0.556626	0.558450	0.558450
Liberty Hill	0.442573	0.353888	0.291600	0.291600	0.271600	0.221600	0.200000	N/A	N/A	N/A
Pflugerville	0.599000	0.604000	0.609000	0.614000	N/A	N/A	N/A	N/A	N/A	N/A
Round Rock	0.423210	0.417280	0.396610	0.365220	0.365220	0.371050	0.371050	0.379720	0.357152	0.342200
Thorndale	0.840000	0.850000	0.850000	0.850000	0.850000	0.850000	N/A	N/A	N/A	N/A
Taylor	0.813893	0.813893	0.790000	0.790000	0.790000	0.795000	0.786500	0.740000	0.748762	0.748762
Thrall	0.504140	0.500000	0.500000	0.455170	0.435906	0.435906	0.410000	0.300000	0.250000	0.205330
Weir	0.265234	0.265339	0.258417	0.255271	0.260187	0.257702	0.166608	0.154400	0.140860	0.140860
<b>School District Rates</b>										
Bartlett	1.154680	1.154680	1.154680	1.154680	1.173360	1.459400	1.633700	1.593900	1.550700	1.423000
Burnet Consolidated	1.270000	1.265000	1.250000	1.250000	1.275000	1.597800	1.740000	1.750000	1.679000	1.581700
Coupland	1.040050	1.040050	1.040050	1.040050	1.040050	1.370000	1.500000	1.500000	1.500000	1.500000
Florence	1.300000	1.280000	1.230000	1.230000	1.230000	1.560000	1.730000	1.730000	1.730000	1.730000
Georgetown	1.358000	1.290000	1.290000	1.290000	1.290000	1.625000	1.755000	1.755000	1.765000	1.730000
Granger	1.105000	1.105000	1.105000	1.105000	1.085000	1.417300	1.547500	1.547500	1.497931	1.484000
Hutto	1.540050	1.535000	1.485000	1.435000	1.410000	1.705000	1.833300	1.739000	1.739000	1.681682
Jarrell	1.390000	1.390000	1.370000	1.290000	1.270000	1.620000	1.690000	1.560000	1.590000	1.619900
Leander	1.499760	1.454800	1.422340	1.379240	1.333400	1.643800	1.750000	1.790000	1.830000	1.722000
Lexington	1.119000	1.119000	1.119000	1.113900	1.104000	1.419260	1.531700	1.547500	1.515700	1.446100
Liberty Hill	1.335000	1.260000	1.260000	1.250000	1.250000	1.640000	1.665000	1.665000	1.665000	1.665000
Pflugerville	1.480000	1.460000	1.460000	1.460000	N/A	N/A	N/A	N/A	N/A	N/A
Round Rock	1.335000	1.380000	1.380000	1.332426	1.323805	1.640646	1.833411	1.857213	1.864261	1.792361
Taylor	1.450000	1.470000	1.490000	1.200000	1.200000	1.540000	1.670000	1.670000	1.650000	1.610000
Thorndale	1.330000	1.315000	1.315000	1.315000	1.315000	1.472000	1.580000	1.570000	1.570000	1.570000
Thrall	1.210000	1.194000	1.194000	1.194000	1.180000	1.490000	1.620000	1.620000	1.620000	1.540000
<b>Municipal Utility Districts Rates</b>										
Anderson Mill	N/A	N/A	N/A	0.400000	0.464000	0.464000	0.447312	0.467520	0.467520	0.447520
Anderson Mill Limited District	0.130000	0.130000	0.130000	N/A	N/A	N/A	N/A	N/A	N/A	N/A
Blockhouse	0.866000	0.846000	0.846000	0.846000	0.859900	0.862400	0.820000	0.820000	0.820000	0.770500
Brushy Creek (BC)	0.500000	0.500000	0.500000	0.500000	0.500000	0.520000	0.580000	0.610000	0.610000	0.610000
BC - Cornerstone Defined Area	N/A	N/A	N/A	0.360000	0.360000	0.360000	0.360000	N/A	N/A	N/A
BC - Sendero Springs Defined Area	N/A	N/A	N/A	0.360000	0.360000	0.360000	0.360000	N/A	N/A	N/A
BC - Defined Area	0.360000	0.360000	0.360000	N/A	N/A	N/A	N/A	N/A	N/A	N/A
Fern Bluff	0.509500	0.509500	0.509500	0.509500	0.509500	0.509500	0.515000	0.520000	0.540000	0.565000

TABLE 6

**WILLIAMSON COUNTY, TEXAS  
DIRECT AND OVERLAPPING PROPERTY TAX RATE  
(PER \$100 ASSESSED VALUE)  
LAST TEN FISCAL YEARS  
(CONTINUED)**

	Fiscal Year									
	2012	2011	2010	2009	2008	2007	2006	2005	2004	2003
Municipal Utility Districts Rates - Continued										
Lakeside #3	\$ 0.900000	\$ 0.900000	\$ 0.900000	\$ 0.900000	N/A	N/A	N/A	N/A	N/A	N/A
Meadows of Chandler Creek	0.420000	0.420000	0.420000	0.420000	0.540000	0.584000	0.622400	0.627400	0.647200	0.683800
North Austin #1	0.381900	0.381900	0.380100	0.405000	0.418000	0.450000	0.450000	0.500000	0.500000	0.510000
Paloma Lakes #1	0.950000	0.950000	0.950000	0.950000	0.950000	N/A	N/A	N/A	N/A	N/A
Paloma Lakes #2	0.950000	0.950000	0.950000	0.950000	0.950000	N/A	N/A	N/A	N/A	N/A
Parkside at Mayfield Ranch	0.950000	0.950000	0.950000	0.950000	N/A	N/A	N/A	N/A	N/A	N/A
Ranch at Cypress Creek #1	0.706500	0.706500	0.630400	0.610200	0.628200	0.692700	0.692700	0.500800	0.661800	0.677000
Sonterra	0.850000	0.773300	0.773300	0.773300	0.650000	N/A	N/A	N/A	N/A	N/A
Springwoods	N/A	0.455000	0.455000	0.499900	0.509000	0.511900	0.516300	0.516300	0.516300	0.452500
Stonewall Ranch	0.950000	0.950000	0.950000	1.000000	1.000000	N/A	N/A	N/A	N/A	N/A
Walsh Ranch	0.670000	0.650000	0.650000	0.650000	0.560000	0.490000	N/A	N/A	N/A	N/A
Wells Branch	0.470000	0.470000	0.470000	0.470000	N/A	N/A	N/A	N/A	N/A	N/A
West Williamson County MUD#1	0.900000	0.900000	N/A	N/A	N/A	N/A	N/A	N/A	N/A	N/A
Williamson County #9	0.740000	0.740000	0.740000	0.740000	0.750800	0.812600	0.812600	0.812600	0.832400	0.832400
Williamson County #10	0.850000	0.850000	0.880000	0.900000	0.900000	0.900000	0.900000	0.900000	0.900000	0.900000
Williamson County #11	0.900000	0.900000	0.900000	0.900000	0.900000	0.900000	N/A	N/A	N/A	N/A
Williamson County #12	0.850000	0.850000	0.850000	0.850000	0.850000	0.850000	N/A	N/A	N/A	N/A
Williamson County #13	0.850000	0.850000	0.850000	0.850000	0.850000	0.850000	N/A	N/A	N/A	N/A
Williamson County #15	0.900000	0.900000	0.900000	0.900000	N/A	N/A	N/A	N/A	N/A	N/A
Williamson/Travis County #1	0.662000	0.664000	0.714000	0.722500	0.717000	0.734200	0.784200	0.796500	0.776500	0.776500
Emergency Service Districts										
ESD #1	0.100000	0.100000	0.100000	0.100000	0.100000	0.100000	0.100000	0.100000	0.100000	0.100000
ESD #2	0.100000	0.100000	0.100000	0.100000	0.100000	0.100000	0.098707	0.100000	0.096457	0.074000
ESD #3	0.100000	0.100000	0.100000	0.100000	0.100000	0.100000	0.100000	0.082500	0.082500	0.087000
ESD #4	0.100000	0.100000	0.099400	0.100000	0.100000	0.100000	0.100000	0.100000	0.100000	0.100000
ESD #5	0.100000	0.100000	0.100000	0.100000	0.100000	0.100000	0.075000	0.075000	0.075000	0.075000
ESD #6	0.100000	0.100000	0.100000	0.100000	0.100000	0.100000	0.097213	0.098934	0.100000	N/A
ESD #7	0.100000	0.100000	0.100000	0.100000	0.100000	0.100000	0.100000	N/A	N/A	N/A
ESD #8	0.095000	0.091795	0.090798	0.090491	0.098511	0.100000	N/A	N/A	N/A	N/A
ESD #9	0.100000	0.100000	0.100000	0.100000	0.100000	0.100000	N/A	N/A	N/A	N/A
ESD #10	0.100000	0.100000	0.100000	0.100000	0.100000	0.100000	N/A	N/A	N/A	N/A
Other Taxing District Rates										
Austin Community College	0.094800	0.095100	0.094600	0.095400	0.095800	0.096500	0.099100	0.090000	0.077100	0.050000
Avery Ranch Road District	0.133500	0.144480	0.144480	0.144670	0.171500	0.233490	0.275000	0.275000	0.275000	0.275000
Donahoe Creek Watershed	0.020000	0.020000	0.020000	0.020000	0.020000	0.020000	0.020000	0.020000	0.020000	0.020000
Georgetown Village Public Improvement District	0.200000	0.200000	0.200000	0.200000	0.200000	0.200000	0.200000	0.200000	0.200000	0.200000
Lakeside WCID #2A	0.970000	0.970000	0.970000	0.970000	N/A	N/A	N/A	N/A	N/A	N/A
Upper Brushy Creek Water Control and Improvement District	0.020000	0.020000	0.020000	0.020000	0.020000	0.020000	0.020000	0.020000	0.020000	0.020000
Williamson County Water, Sewer, Irrigation and Drainage District #3	0.815000	0.815000	0.799900	0.773000	0.773000	0.850000	0.850000	0.850000	0.850000	0.850000
Wmsn - Trav WCID #1D	0.421000	0.421000	0.421000	0.541200	N/A	N/A	N/A	N/A	N/A	N/A

Sources: Williamson County Tax Assessor/Collector      Burnet County Appraisal District  
 Williamson County Appraisal District                      Lee County Appraisal District  
 Bell County Appraisal District                                  Milam County Appraisal District

Notes:  
 N/A - Not applicable  
 Texas Tax Code Section 26.07(a)  
 If the governing body of a taxing unit other than a school district adopts a tax rate that exceeds the rollback tax rate calculated, the qualified voters of the taxing unit by petition may require that an election be held to determine whether or not to reduce the tax rate adopted for the current year to the rollback tax rate calculated.

TABLE 7

**WILLIAMSON COUNTY, TEXAS  
PRINCIPAL PROPERTY TAXPAYERS  
CURRENT YEAR AND NINE YEARS AGO**

Taxpayer	2012			2003		
	Taxable Assessed Value <sup>a</sup>	Rank	Percentage of Total County Taxable Assessed Value	Taxable Assessed Value	Rank	Percentage of Total County Taxable Assessed Value
Dell Computer Holdings LP	\$ 155,289,931	1	0.46 %	\$ 84,533,048	3	0.53 %
Oncor Electric Delivery Company	133,450,871	2	0.39	96,961,190	2	0.61
CPG Round Rock LP & SPG Roud Rock NS LP	130,431,679	3	0.38	-	-	-
Lakeline Developers	98,931,917	4	0.29	81,477,530	5	0.51
Baltgem Development Corp. Et, Al.	75,531,830	5	0.22	74,758,917	7	0.47
HEB Grocery Company LP	68,775,554	6	0.20	-	-	-
Columbia/St. David Healthcare	61,513,369	7	0.18	-	-	-
Wal-Mart Real Estate Business Trust	60,298,549	8	0.18	-	-	-
1890 Ranch Ltd	59,656,919	9	0.18	-	-	-
Dell Computer Corp	57,801,317	10	0.17	174,361,699	1	1.09
Atlantic Financial Group Ltd.	-	-	-	81,964,220	4	0.51
Southwestern Bell Telephone	-	-	-	78,196,174	6	0.49
Dupont Photomasks Inc.	-	-	-	68,683,323	8	0.43
Centepulse Orthopedics Inc.	-	-	-	60,999,030	9	0.38
State Farm MU Auto Ins Co	-	-	-	46,534,487	10	0.29
Total	<u>\$ 901,681,936</u>		<u>2.66%</u>	<u>\$ 848,469,618</u>		<u>5.30%</u>
Total taxable assessed value	<u>\$ 33,914,849,153</u>		<u>100%</u>	<u>\$ 18,973,239,162</u>		<u>100%</u>

## Sources:

Williamson County Tax Assessor/Collector  
Williamson County Appraisal District

## Note:

- (a) The assessed values represent the Appraisal Review Board's approved totals from the last supplement as the respective fiscal year-end.

TABLE 8

**WILLIAMSON COUNTY, TEXAS  
PROPERTY TAX LEVIES AND COLLECTIONS  
LAST TEN FISCAL YEARS**

General and Debt Service

Fiscal Year (a)	Tax Levy as of Fiscal Year End (Original)	Adjustments	Adjusted Tax Levy	Collected within the Fiscal Year of the Levy		Subsequent Collections (b)	Total Collections to Date	
				Amount	Percentage of Levy Original		Amount	Percentage of Levy Adjusted
2012	\$ 154,047,508	\$ -	\$ 154,047,508	\$ 153,242,932	99.48%	\$ -	\$ 153,242,932	99.48%
2011	151,481,692	(58,293)	151,423,399	150,453,907	99.32%	681,591	151,135,498	99.81%
2010	153,441,556	(112,337)	153,329,219	152,265,274	99.23%	772,841	153,038,115	99.81%
2009	144,256,830	(146,098)	144,110,732	142,833,932	99.01%	1,068,111	143,902,043	99.86%
2008	133,810,940	(351,136)	133,459,804	132,745,977	99.20%	586,201	133,332,178	99.90%
2007	117,413,150	(297,771)	117,115,379	116,456,546	99.19%	561,650	117,018,196	99.92%
2006	104,326,750	(213,237)	104,113,513	103,213,742	98.93%	805,304	104,019,046	99.91%
2005	99,758,187	(121,882)	99,636,305	98,488,743	98.73%	1,065,764	99,554,507	99.92%
2004	88,023,206	(91,283)	87,931,923	86,705,850	98.50%	1,134,298	87,840,148	99.90%
2003	81,272,986	(247,351)	81,025,635	80,073,322	98.52%	883,043	80,956,365	99.91%

Road and Bridge

Fiscal Year (a)	Tax Levy as of Fiscal Year End (Original)	Adjustments	Adjusted Tax Levy	Collected within the Fiscal Year of the Levy		Subsequent Collections (b)	Total Collections to Date	
				Amount	Percentage of Levy Original		Amount	Percentage of Levy Adjusted
2012	\$ 10,198,960	\$ -	\$ 10,198,960	\$ 10,143,789	99.46%	\$ -	\$ 10,143,789	99.46%
2011	9,999,202	(3,588)	9,995,614	9,929,979	99.31%	45,033	9,975,012	99.79%
2010	10,078,858	(7,308)	10,071,550	9,999,959	99.22%	50,941	10,050,900	99.79%
2009	9,529,573	(9,677)	9,519,896	9,434,159	99.00%	70,873	9,505,032	99.84%
2008	8,829,899	(23,017)	8,806,882	8,758,487	99.19%	39,124	8,797,611	99.89%
2007	8,133,742	(20,678)	8,113,064	8,066,568	99.17%	39,125	8,105,693	99.91%
2006	7,530,230	(14,886)	7,515,344	7,449,261	98.92%	58,769	7,508,030	99.90%
2005	6,983,096	(7,603)	6,975,493	6,893,749	98.72%	75,622	6,969,371	99.91%
2004	6,622,884	(6,516)	6,616,368	6,523,751	98.50%	85,500	6,609,251	99.89%
2003	6,285,036	(82,511)	6,202,525	6,192,284	98.52%	4,781	6,197,065	99.91%

Source: Williamson County Tax Assessor/Collector

## Notes:

- (a) Tax levies consider supplemental value changes during the initial fiscal year. Data for fiscal year does not include Agriculture Rollbacks.
- (b) Data represents subsequent collections of the respective fiscal year's tax in later fiscal years.

TABLE 9

**WILLIAMSON COUNTY, TEXAS  
RATIOS OF OUTSTANDING DEBT BY TYPE  
LAST TEN FISCAL YEARS**

Governmental Activities							
Fiscal Year	General Obligation Bonds	Accumulated Accretion of Interest <sup>b</sup>	Certificates of Obligation	Tax Anticipation Notes	Total Primary Government	Percentage of Personal Income <sup>a</sup>	Per Capita <sup>a</sup>
2012	\$ 413,744,942	7,059,392	\$ 383,625,000	\$ 4,565,000	\$ 808,994,333	N/A	1,746.72
2011	571,639,942	6,724,008	249,070,000	5,985,000	833,418,950	6.19%	1,882.23
2010	514,924,942	6,427,212	252,475,000	7,355,000	781,182,154	6.42%	1,848.17
2009	528,564,942	6,143,473	226,100,000	8,680,000	769,488,415	6.68%	1,873.67
2008	527,179,942	5,872,194	142,795,000	17,875,000	693,722,136	6.29%	1,759.85
2007	537,214,942	5,612,871	148,890,000	12,125,000	703,842,813	6.89%	1,885.14
2006	383,865,000	-	153,790,000	16,170,000	553,825,000	4.68%	1,578.39
2005	337,105,000	-	85,810,000	20,015,000	442,930,000	4.21%	1,333.49
2004	336,285,000	-	90,710,000	23,675,000	450,670,000	4.93%	1,423.88
2003	270,200,000	-	93,800,000	23,925,000	387,925,000	4.60%	1,281.48

Notes: Details regarding the County's outstanding debt can be found in the notes to the financial statements.

This schedule includes Avery Ranch Road District (blended component unit).

N/A - Not available

(a) See Table 13 for personal income and population data.

(b) Accumulated accretion of interest on capital appreciation bonds. The face amount of the capital appreciation bonds are included with the general obligation bonds.

**WILLIAMSON COUNTY, TEXAS**  
**RATIOS OF GENERAL BONDED DEBT OUTSTANDING**  
**LAST TEN FISCAL YEARS**

Fiscal Year	General Bonded Debt Outstanding							Percentage of Actual Taxable Property Value <sup>a</sup>	Per Capita <sup>b</sup>
	General Obligation Bonds	Accumulated Accretion of Interest <sup>c</sup>	Certificates of Obligation	Tax Anticipation Notes	Total	Less: Amounts Available for Debt Service	Total		
2012	\$ 413,744,942	7,059,392	\$ 383,625,000	\$ 4,565,000	\$ 808,994,333	\$ 9,360,962	\$ 799,633,371	2.36%	1,726.51
2011	571,639,942	6,724,008	249,070,000	5,985,000	833,418,950	17,709,285	815,709,665	2.46%	1,842.24
2010	514,924,942	6,427,212	252,475,000	7,355,000	781,182,154	21,876,358	759,305,796	2.26%	1,796.41
2009	528,564,942	6,143,473	226,100,000	8,680,000	769,488,415	24,244,442	745,243,973	2.26%	1,814.63
2008	527,179,942	5,872,194	142,795,000	17,875,000	693,722,136	12,143,357	681,578,779	2.32%	1,729.05
2007	537,214,942	5,612,871	148,890,000	12,125,000	703,842,813	8,652,890	695,189,923	2.76%	1,861.97
2006	383,865,000	-	153,790,000	16,170,000	553,825,000	6,166,044	547,658,956	2.45%	1,560.82
2005	337,105,000	-	85,810,000	20,015,000	442,930,000	4,888,930	438,041,070	2.10%	1,318.77
2004	336,285,000	-	90,710,000	23,675,000	450,670,000	4,255,339	446,414,661	2.35%	1,410.44
2003	270,200,000	-	93,800,000	23,925,000	387,925,000	3,091,531	384,833,469	2.13%	1,271.27

## Notes:

Details regarding the County's outstanding debt can be found in the notes to the financial statements.

This schedule includes Avery Ranch Road District (blended component unit).

N/A - Not available

(a) Used General and Debt Service's taxable assessed property value in calculation. See Table 5 for property value data.

(b) See Table 13 for population data.

(c) Accumulated accretion of interest on capital appreciation bonds. The face amount of the capital appreciation bonds are included with the general obligation bonds.

TABLE 11

**WILLIAMSON COUNTY, TEXAS**  
**DIRECT AND OVERLAPPING GOVERNMENTAL ACTIVITIES DEBT**  
**SEPTEMBER 30, 2012**

<u>Governmental Unit</u>	<u>Debt Outstanding <sup>1</sup></u>	<u>Estimated Percentage Applicable <sup>1, a</sup></u>	<u>Estimated Share of Overlapping Debt</u>
<b>Debt repaid with property taxes</b>			
City and Town			
Austin	\$ 1,231,049,994	5.03%	\$ 61,921,815
Bartlett	1,375,000	56.52%	777,150
Cedar Park	103,768,923	94.22%	97,771,079
Georgetown	92,329,945	100.00%	92,329,945
Granger	1,710,000	100.00%	1,710,000
Hutto	16,774,747	100.00%	16,774,747
Jarrell	10,172,000	100.00%	10,172,000
Leander	49,948,287	88.40%	44,154,286
Liberty Hill	6,620,000	100.00%	6,620,000
Pflugerville	151,080,000	0.33%	498,564
Round Rock	113,565,000	96.47%	109,556,156
Taylor	20,923,687	100.00%	20,923,687
City and Town Subtotal	<u>1,799,317,583</u>		<u>463,209,429</u>
School Districts			
Bartlett	1,395,000	47.27%	659,417
Burnet Consolidated	32,240,000	0.88%	283,712
Florence	7,514,998	87.62%	6,584,641
Georgetown	209,135,000	100.00%	209,135,000
Granger	930,000	100.00%	930,000
Hutto	173,592,130	100.00%	173,592,130
Jarrell	31,849,780	100.00%	31,849,780
Leander	930,715,014	58.52%	544,654,426
Lexington	2,892,727	0.55%	15,910
Liberty Hill	114,792,663	100.00%	114,792,663
Pflugerville	329,395,000	0.09%	296,456
Round Rock	705,365,000	76.51%	539,674,762
Taylor	59,804,943	100.00%	59,804,943
Thorndale	1,597,000	12.20%	194,834
Thrall	2,265,000	100.00%	2,265,000
School Districts Subtotal	<u>2,603,484,255</u>		<u>1,684,733,674</u>



**WILLIAMSON COUNTY, TEXAS**  
**DIRECT AND OVERLAPPING GOVERNMENTAL ACTIVITIES DEBT**  
**SEPTEMBER 30, 2012**  
**(CONTINUED)**

<u>Governmental Unit</u>	<u>Debt Outstanding <sup>1</sup></u>	<u>Estimated Percentage Applicable <sup>1, a</sup></u>	<u>Estimated Share of Overlapping Debt</u>
<b>Debt repaid with property taxes</b>			
Municipal Utility Districts			
Avery Ranch Road District #1	12,215,000	100.00%	12,215,000
Block House	17,310,000	100.00%	17,310,000
Brushy Creek (BC)	36,040,723	100.00%	36,040,723
Brushy Creek (BC) Defined Areas	6,455,000	100.00%	6,455,000
Fern Bluff	8,570,000	100.00%	8,570,000
Lakeside #3	4,640,000	1.19%	55,216
Meadows at Chandler Creek	5,824,998	100.00%	5,824,998
North Austin #1	2,545,000	90.00%	2,290,500
Paloma Lake #1	4,535,000	100.00%	4,535,000
Paloma Lake #2	3,525,000	100.00%	3,525,000
Parkside at Mayfield Ranch	6,925,000	100.00%	6,925,000
Ranch at Cypress Creek #1	6,190,000	71.65%	4,435,135
Sonterra	8,410,000	100.00%	8,410,000
Stonewall Ranch	2,875,000	100.00%	2,875,000
Vista Oaks	6,120,000	100.00%	6,120,000
Walsh Ranch	4,970,000	100.00%	4,970,000
Wells Branch	1,330,000	1.42%	18,886
Williamson County #10	18,110,923	100.00%	18,110,923
Williamson County #11	24,459,408	100.00%	24,459,408
Williamson County #13	9,330,000	100.00%	9,330,000
Williamson/Travis County #1	6,710,000	77.47%	5,198,237
Municipal Utility Districts Subtotal	<u>197,091,052</u>		<u>187,674,026</u>
Other			
Austin Community College	89,903,659	20.27%	18,223,472
Williamson County Water, Sewer, Irrigation, Drainage District #3	24,610,000	80.22%	19,742,142
Other Subtotal	<u>114,513,659</u>		<u>37,965,614</u>
<b>Total overlapping debt</b>	<u>4,714,406,549</u>		<u>2,373,582,743</u>
<b>County Debt <sup>2</sup></b>			
Williamson County	796,779,333	100.00%	796,779,333
Avery Ranch (blended component unit)	12,215,000	100.00%	12,215,000
<b>Total County wide direct debt</b>	<u>808,994,333</u>		<u>808,994,333</u>
<b>Total direct and overlapping debt</b>	<u>\$ 5,523,400,882</u>		<u>\$ 3,182,577,076</u>

Source:

1 - Municipal Advisory Council of Texas

2 - Williamson County Auditor's Office

Note:

(a) The percentage of overlapping debt applicable is estimated using taxable assessed property values. Applicable percentages were estimated by determining the portion of another governmental unit's taxable assessed value that is within the County's boundaries and dividing it by each unit's total taxable assessed value.

**WILLIAMSON COUNTY, TEXAS  
LEGAL DEBT MARGIN INFORMATION  
LAST TEN FISCAL YEARS**

	Fiscal Year				
	2012	2011	2010	2009	2008
Total taxable value	\$ 33,914,849,153	\$ 33,187,263,963	\$ 33,650,423,197	\$ 33,046,077,772	\$ 29,331,601,004
Assessed value of real property	\$ 3,197,904,707	\$ 30,780,381,086	\$ 31,116,170,220	\$ 30,395,457,645	\$ 26,940,158,584
Debt limit rate	25%	25%	25%	25%	25%
Debt limit	7,849,476,177	7,695,095,272	7,779,042,555	7,598,864,411	6,735,039,646
Debt applicable to limit:					
General bonded debt	808,994,333	833,418,950	781,182,154	769,488,415	693,722,136
Less: amount set aside for repayment of general bonded debt	9,360,962	17,709,285	21,876,358	24,244,442	12,143,357
Total net debt applicable to limit	799,633,371	815,709,665	759,305,796	745,243,973	681,578,779
Legal debt margin	<u>\$ 7,049,842,806</u>	<u>\$ 6,879,385,607</u>	<u>\$ 7,019,736,759</u>	<u>\$ 6,853,620,438</u>	<u>\$ 6,053,460,867</u>
Total net debt applicable to the limit as a percentage of debt limit	10.19%	10.60%	9.76%	9.81%	10.12%

Notes:

This schedule includes Avery Ranch Road District (blended component unit).

Texas Constitution Art. 3 Section 52(B)

Under Legislative provision, any county, any political subdivision of a county, any number of adjoining counties, or any political subdivision of the state, or any defined district now or hereafter to be described and defined within the State of Texas, and which may or may not include towns, villages, or municipal corporations, upon a vote of two-thirds majority of the resident property taxpayers voting thereon who are qualified electors of such district or territory to be affected thereby, in addition to all other debts, can issue bonds or otherwise lend its credit in any amount not to exceed one-fourth of the assessed valuation of the real property of such district or territory, except that the total bonded indebtedness of any city or town shall never exceed the limits imposed by other provisions of this Constitution, and levy and collect taxes to pay the interest thereon and provide a sinking fund for the redemption thereof.

**TABLE 12**

Fiscal Year				
2007	2006	2005	2004	2003
<u>\$ 25,208,667,389</u>	<u>\$ 22,394,863,842</u>	<u>\$ 20,842,969,564</u>	<u>\$ 18,973,239,162</u>	<u>\$ 18,074,433,786</u>
<u>\$ 23,084,213,265</u>	<u>\$ 20,375,701,358</u>	<u>\$ 18,868,898,434</u>	<u>\$ 17,021,637,047</u>	<u>\$ 16,103,643,664</u>
25%	25%	25%	25%	25%
<u>5,771,053,316</u>	<u>5,093,925,340</u>	<u>4,717,224,609</u>	<u>4,255,409,262</u>	<u>4,025,910,916</u>
<u>703,842,813</u>	<u>553,825,000</u>	<u>442,930,000</u>	<u>450,670,000</u>	<u>387,925,000</u>
<u>8,652,890</u>	<u>6,166,044</u>	<u>4,888,930</u>	<u>4,255,339</u>	<u>3,091,531</u>
<u>695,189,923</u>	<u>547,658,956</u>	<u>438,041,070</u>	<u>446,414,661</u>	<u>384,833,469</u>
<u>\$ 5,075,863,393</u>	<u>\$ 4,546,266,384</u>	<u>\$ 4,279,183,539</u>	<u>\$ 3,808,994,601</u>	<u>\$ 3,641,077,447</u>
12.05%	10.75%	9.29%	10.49%	9.56%

TABLE 13

**WILLIAMSON COUNTY, TEXAS  
DEMOGRAPHIC AND ECONOMIC STATISTICS  
LAST TEN CALENDAR YEARS**

Year	County					State of Texas	United States
	Estimated Population <sup>a</sup>	Personal Income (thousands of dollars) <sup>a</sup>	Per Capita Personal Income <sup>a</sup>	School Enrollment <sup>b</sup>	Unemployment Rate <sup>c</sup>	Per Capita Personal Income <sup>a</sup>	Per Capita Personal Income <sup>a</sup>
2012	463,150	N/A	N/A	84,279	5.5%	N/A	N/A
2011	442,782	13,462,310	30,404	84,459	7.7%	24,682	26,708
2010	422,679	12,161,743	28,773	81,219	6.9%	23,863	26,059
2009	410,686	11,518,921	28,048	79,627	7.8%	24,077	26,409
2008	394,193	11,024,001	27,966	76,816	4.9%	25,096	27,589
2007	373,363	10,208,118	27,341	72,667	3.9%	23,938	26,688
2006	350,879	11,821,315	33,691	68,301	4.2%	35,166	36,714
2005	332,159	10,528,449	31,697	N/A	4.6%	33,253	34,757
2004	316,508	9,144,426	28,892	N/A	4.7%	30,948	33,123
2003	302,716	8,435,815	27,867	N/A	5.7%	29,404	31,504

## Notes:

N/A - Not applicable

## Sources:

- (a) 2003 to 2005 - U.S. Department of Commerce (Bureau of Economic Analysis)  
2006 to 2012 - U.S. Census Bureau
- (b) School enrollment provided by the Independent School Districts within the County.  
Several school districts cross the County line.
- (c) Annual rate for 2003 to 2006 - U.S. Department of Labor  
September rate for 2007 to 2010 - Texas Workforce Commission  
September rate for 2011 to 2012 - Tracer Texas Labor Market Information website

TABLE 14

**WILLIAMSON COUNTY, TEXAS  
PRINCIPAL EMPLOYERS  
CURRENT YEAR AND SIX YEARS AGO**

Employer <sup>a</sup>	2012			2006		
	Employees <sup>a</sup>		Percentage of Total County Employment	Employees <sup>b</sup>		Percentage of Total County Employment
Dell Computer	15,368	1	6.95%	11,599	1	10.94%
Round Rock ISD	5,996	2	2.71%	5,175	2	4.88%
Leander ISD	5,113	3	2.31%	3,297	3	3.11%
HEB Grocery	2,478	4	1.12%	2,491	4	2.35%
Wal-mart and Sam's Club	2,028	5	0.92%	1,123	9	1.06%
Georgetown ISD	1,815	6	0.82%	1,576	5	1.49%
Williamson County	1,516	7	0.69%	1,313	6	1.24%
Sears (Teleserve)	1,361	8	0.62%	1,192	8	1.12%
US Postal Service	1,292	9	0.58%			
Scott & White	1,269	10	0.57%			0.00%
State Farm Mutual Auto Insurance Co.				1,308	7	1.23%
City of Round Rock				743	10	0.70%
<b>Total</b>	<b>38,236</b>		<b>17.28%</b>	<b>29,817</b>		<b>28.12%</b>
Total average employees for the 2nd quarter per TWC's website (www.tracer2.com)	221,222			106,000		

Sources:

(a) Texas Workforce Commission.

(b) Individual employers provided employee count.

Note: Information for principal employers is not available for the previous nine years.

**TABLE 15**

**WILLIAMSON COUNTY, TEXAS  
COUNTY GOVERNMENT EMPLOYEES BY FUNCTION  
LAST TEN FISCAL YEARS**

Function/Program	Fiscal Year									
	2012 <sup>a</sup>	2011 <sup>a</sup>	2010 <sup>a</sup>	2009 <sup>a</sup>	2008 <sup>a</sup>	2007 <sup>a</sup>	2006 <sup>a</sup>	2005	2004	2003
General government	228	225	217	207	209	197	185	180	151	146
Judicial	208	209	210	218	207	197	191	164	144	155
Public safety	922	908	909	895	871	849	794	826	688	588
Transportation	123	123	125	130	130	128	123	119	131	125
Community services	35	37	39	40	36	31	20	95	92	97
<b>Total</b>	<b>1,516</b>	<b>1,502</b>	<b>1,500</b>	<b>1,490</b>	<b>1,453</b>	<b>1,402</b>	<b>1,313</b>	<b>1,384</b>	<b>1,206</b>	<b>1,111</b>

Source: Williamson County Human Resource or Payroll Department

Note: (a) Budgeted positions

**WILLIAMSON COUNTY, TEXAS  
OPERATING INDICATORS BY FUNCTION/PROGRAM  
LAST TEN FISCAL YEARS**

Function/Program	Fiscal Year				
	2012	2011	2010	2009	2008
<b>General Government</b>					
Number of A/P checks issued	17,014	20,355	19,471	20,038	18,943
Number of outgoing A/P wires	104	216	174	130	155
Number of invoices processed	43,822	42,081	41,136	42,320	40,819
Number of Pcard charges	6,688	7,248	6,827	6,046	5,280
Number of electronic payments	2,019	-	-	-	-
<b>Judicial</b>					
Hot Check Cases					
Number of checks processed	4,323	4,478	6,169	6,651	7,784
Number of theft by check cases filed	611	700	686	876	1,097
<b>Public Safety</b>					
Number of 911 calls received	93,280	173,981	115,848	110,946	108,004
EMS 911 runs	24,132	23,828	24,334	23,458	22,145
EMS transfer runs	542	1,108	1,578	2,070	1,587
Number of total EMS runs	24,674	24,936	25,912	25,528	23,732
Average EMS response time in minutes	6:54	6:38	6:25	5:50	6:33
Average jail daily population	569	586	608	568	559
Jail bookings	16,564	16,439	16,839	16,028	15,381
Jail releases	16,567	16,486	16,890	15,942	15,433
Jail inmates at September 30	568	553	637	635	567
Violations reported by Sheriff Office	47,181	55,043	53,670	53,902	62,831
<b>Transportation</b>					
Roadway resurfacing (miles)	82.87	186.07	126.54	147.76	90.35
Mowing along roadways (equipment miles)	5,706.89	6,327.56	7,321.28	7,338.14	9,729.86
Ditch and culvert cleaning (miles)	4.06	7.96	20.99	19.81	38.97
<b>Community Services</b>					
Participants using sport fields	130,284	156,858	157,704	111,956	105,937
Parks & Recreation reservations	4,585	577	713	519	437
Riders of the miniature train	16,742	13,202	14,653	14,691	17,606

Source: Various County departments

**TABLE 16**

Fiscal Year				
2007	2006	2005	2004	2003
18,497	20,247	18,480	N/A	N/A
132	2	N/A	N/A	N/A
42,410	43,223	N/A	N/A	N/A
4,217	3,186	N/A	N/A	N/A
-	-	-	-	-
7,559	10,581	9,866	7,789	10,808
1,323	1,667	1,246	1,138	1,726
102,009	88,849	78,097	75,062	74,022
20,995	18,327	17,311	N/A	N/A
2,442	2,766	2,865	N/A	N/A
23,437	21,093	20,176	N/A	N/A
6:45	6:17	6:07	N/A	N/A
573	636	663	681	647
15,903	15,513	14,093	12,131	10,950
15,937	15,978	14,153	12,108	10,899
618	649	673	673	678
54,836	45,084	46,748	41,763	43,401
99.72	144.22	132.15	140.39	136.74
8,536.12	9,180.11	6,831.27	6,636.80	6,652.80
54.36	23.93	61.91	39.24	54.96
103,244	97,472	96,320	64,000	N/A
311	172	217	N/A	N/A
13,818	16,531	15,872	N/A	N/A



TABLE 17

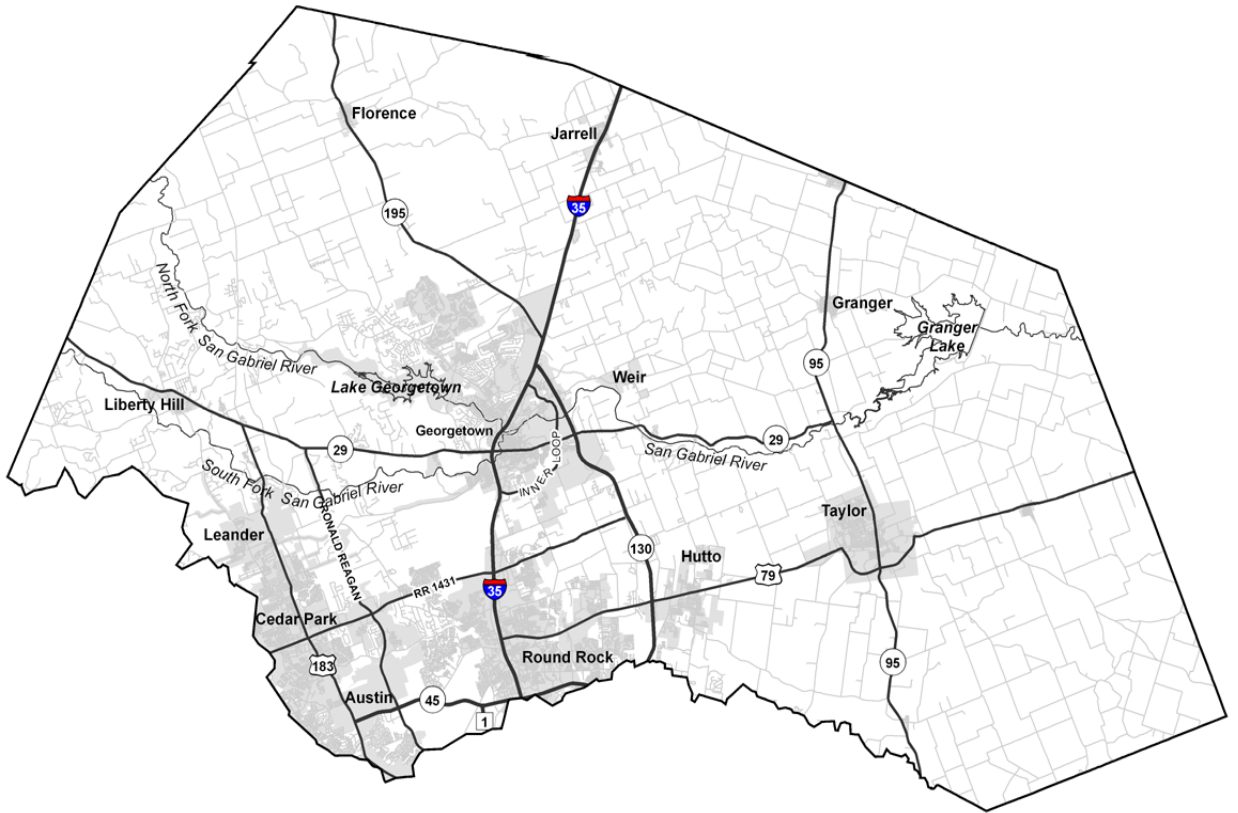
**WILLIAMSON COUNTY, TEXAS  
CAPITAL ASSET STATISTICS BY FUNCTION/PROGRAM  
LAST TEN FISCAL YEARS**

Function/Program	Fiscal Year									
	2012	2011	2010	2009	2008	2007	2006	2005	2004	2003
General Government										
Buildings/facilities - all functions	58	57	49	47	48	45	45	45	41	39
Vehicles	41	35	31	32	31	28	25	N/A	N/A	N/A
Judicial										
Vehicles	11	10	10	10	10	10	8	N/A	N/A	N/A
Public Safety										
Vehicles	472	403	381	382	350	331	311	N/A	N/A	N/A
Transportation										
Miles of roadway maintained	1,416	1,418	1,413	1,406	1,430	1,401	1,390	N/A	N/A	N/A
Bridges	208	206	201	202	171	171	171	171	171	170
Vehicles	345	202	131	127	129	126	125	N/A	N/A	N/A
Community Services										
Parks acreage										
Developed	364	364	364	336	358	358	346	203	203	170
Total	3,178	3,022	3,022	2,992	2,841	1,337	1,243	1,243	1,318	1,150
Hike and bike trails (miles)	15.27	15.27	15.27	13.27	10.52	10.52	10.02	7.17	4.67	2.45
Fields										
Cricket	1	1	1	1	1	1	1	1	1	N/A
Soccer	11	11	11	11	11	11	11	11	11	11
Softball	2	2	2	2	2	2	2	2	2	2
Courts										
Basketball	6	6	6	6	6	6	6	6	6	6
Tennis	8	8	8	8	8	8	8	8	8	8
Splash pads										
Miniature train ride	1	1	N/A	N/A	N/A	N/A	N/A	N/A	N/A	N/A
Disc golf holes	18	18	18	18	18	18	18	N/A	N/A	N/A
Picnic pavilions	10	10	6	6	6	5	3	3	2	2
Campsites	18	18	18	18	18	18	18	17	N/A	N/A
Vehicles	49	16	6	6	7	7	6	N/A	N/A	N/A

## Sources:

Various County departments and Texas Department of Transportation

# WILLIAMSON COUNTY, TEXAS



## MISCELLANEOUS INFORMATION

**Organized in 1848**

**Form of Government:** A political subdivision of the State of Texas

**Area<sup>1</sup>:** 1,136 square miles (1,124 sq. miles/land; 12 sq. miles/water)

**Population:** 463,150 according to US Census 2012 estimate

**Quality of Life:**

**Health Ranking:** The County Health Rankings, released in February 2010 by the University of Wisconsin's Population Health Institute and the Robert Wood Johnson Foundation, ranked Williamson County first among Texas Counties in the health outcomes category (how healthy people are and how long they live) and fourth overall in health factors (how healthy they can be) with regards to key factors that affect health such as smoking, obesity, binge drinking, access to primary care providers, rates of high school graduation, rates of violent crime, air pollution levels, access to healthy foods, unemployment rates and number of children living in poverty.

**Recreation:**

**Athletics:** Round Rock Express (AAA Minor League Baseball team), Cedar Park Center (Texas Stars AHL hockey team), community athletic leagues including softball, tennis, kickball, baseball, basketball, and aquatics; recreational/fitness centers; golf courses; and numerous running and cycling activities, both competitive and recreational, hosted by Williamson County cities.

**Parks**

**& Outdoors:** Fishing, camping, water sports and wading on Lake Georgetown and Lake Granger; five county parks and numerous city parks (including 15.27 miles of hiking, biking, and running trails; sport fields, disc golf course, playgrounds, splash park); hunting on lands near Lake Granger; Cedar Rock Railroad miniature train in the Southwest Regional Park.

**Family &**

**Educational:** Williamson County Historic Courthouse tours conducted by the Williamson Museum in Georgetown. Other museums include the Dan Moody Museum in Taylor and Palm House Museum in Round Rock. Family fun is available on the Hill Country Flyer steam train in Cedar Park and Inner Space Caverns in Georgetown.

## **Community**

**Events:** Williamson County Sheriff Posse Rodeo, Georgetown Red Poppy Festival, Round Rock Daffodil Days, Cedar Park's 4<sup>th</sup> of July Celebration at Milburn Park, Taylor International Barbecue Cook-off, and other annual community festivals.

## **Economic Resources<sup>2</sup>:**

**Business:** High-tech industries, agricultural and agribusiness, manufacturing and assembly, construction, real estate, government and educational sectors are significant economic contributors. Williamson County is a member of the Austin MSA, one of the fastest growing areas in the country. The booming population paired with abundant available resources allows a range of business endeavors to flourish.

**Minerals:** Building stone, sand, gravel and oil

**Agriculture<sup>3</sup>:** The area consists primarily of rolling prairie, however mixed hardwood timber and brush is prevalent in many areas. The major field crops of the area are corn, cotton, and grain sorghum.

In 2012, Williamson County had 75,941 acres of corn which averaged 80 bu./ac., 22,522 acres of grain sorghum which averaged 75 bu./ac., 21,642 acres of cotton which averaged 625 lbs./ac., 17,783 acres of wheat which averaged 43 bu./ac., 195 acres of oats which averaged 60 bu./ac., 300 acres of sesame which averaged 800 lbs./ac., 2000 acres of pecans which averaged 1000 lbs./ac and approximately 140,000 acres of native grasslands. Livestock includes beef cattle, horses and goats. There are an estimated 30,000 to 40,000 acres in deer leases.

Even though the county experienced dry conditions at different times throughout 2012, timely rains allowed producers much better yields than in 2011.

## **Sources:**

a - U.S. Census Bureau

b - Economic Development and Parks and Recreation Departments for the Cities of:  
Georgetown, Round Rock, Cedar Park, Leander, Taylor & Hutto

c - Texas A&M AgriLife Extension Service

**MISCELLANEOUS INFORMATION – CONTINUED**

**Students Enrolled in Colleges and Universities Located Near or Within the County <sup>a</sup>:**

<u>University</u>	<u>Fall 2012 Enrollment</u>
Austin Community College	43,315
Concordia University Texas	2,584
Huston-Tillotson University	918
St. Edward's University	5,095
Southwestern University	1,394
Temple College	5,534
Texas A&M Health Science Center	133
University of Texas	52,186

**Health Care Facilities Located Near or Within the County <sup>b</sup>:**

**Hospitals:**

Cedar Park Regional Medical Center	Scott & White Hospital, Taylor
Reliant Rehabilitation Hospital Central Texas Campus	Scott & White University Medical
St. David's Georgetown Hospital	Seton Medical Center Williamson, Round Rock
St. David's Round Rock Medical Center	

**Clinic facilities:**

Austin Diagnostic Clinic – Cedar Park, Round Rock  
 Austin Regional Clinic – Cedar Park, Hutto, Round Rock  
 Brushy Creek Family Medical Associates  
 Cedar Park Family Practice  
 Central Texas Diagnostic Clinic  
 Dell Children's Circle of Care Pediatrics-  
     Round Rock Health Clinic  
         Lake Aire Medical Center, Georgetown  
         Texas A&M HSC Whitestone, Cedar Park  
     Pediatrics at Hutto  
 Express Urgent Care, Round Rock  
 EasyCare Round Rock, Austin Diagnostic Clinic  
 Family Medical Center of Cedar Park  
 Family Medical Center of Georgetown  
 Family Medicine Associates of Round Rock  
  
 Family Medicine Clinic of Georgetown  
 Georgetown Medical Center  
 Health Center at Scott and White Hospital, Taylor  
 Hill Country Family Health Specialists  
 Leander Healthcare Center  
 Lone Star Circle of Care Federally Qualified Health Ctr  
     Dell Children's-Circle of Care Adolescent Health at Texas A&M HSC, Round Rock  
     A.W. Grimes Medical Offices, Round Rock  
     Family Medicine at Lake Aire Medical Center, Georgetown

## MISCELLANEOUS INFORMATION – CONTINUED

### Health Care Facilities Located Near or Within the County <sup>b</sup>:

#### **Clinic facilities:**

Senior Health Care Lake Aire Medical Center, Georgetown  
Seton-Circle of Care Family Medicine at Texas A&M HSC, Round Rock  
LSCC OB/GYN, Round Rock  
Seton-Circle of Care Women's Services at Texas A&M HSC, Round Rock  
Psychiatry & Behavioral Health at Lake Aire Medical Center, Georgetown  
Seton-Circle of Care Behavioral Health at Texas A&M HSC, Round Rock  
Psychiatry & Behavioral Health at Round Rock Health Clinic, Round Rock  
Minute Clinic – Cedar Park, Georgetown, Round Rock  
NextCare Urgent Care-Austin North, Georgetown, Round Rock  
Northwest Diagnostic Clinic Cedar Park  
Physician Associates of Georgetown  
Physician's Center, P.A., Georgetown  
Pro-Med Minor Emergency Center, N. Hwy 183  
Rapid Care Clinic – Leander  
Redi Clinic – Cedar Park, Round Rock

#### **Clinic facilities:**

Scott & White Clinic – Cedar Park, Cedar Park West, Georgetown, Hutto, Johns (Taylor),  
University (Round Rock), Round Rock West  
Seton Cedar Park  
Town Center Family Medicine of Cedar Park  
T&K Physician Associates, Georgetown  
Town Center Family Medicine of Cedar Park  
Urgent and Family Care, Parmer Lane

#### **Public Health Centers:**

Williamson County and Cities Health District– Cedar Park, Georgetown, Round Rock, Taylor

#### **Volunteer clinic facilities:**

Samaritan Health Ministries

Note: This is not an exhaustive list. Not included are individual practitioners, specialty care practices, or pediatric practices. New facilities are opening on an ongoing basis.

Source: a – Respective college or university  
b – Williamson County and Cities Health District

## **WILLIAMSON COUNTY, TEXAS GOVERNMENT OFFICE INFORMATION**

The government of Williamson County, Texas is subdivided into several different offices; each with its own legally constituted duties as prescribed by the constitution and/or legislative act. The heads of some offices are elected officials; others are appointed by the Commissioners' Court or the District Judges of Williamson County as provided by law.

### **Constitutional Offices**

Williamson County is a political body. The general governing body of the County is the Commissioners' Court, which has none of the functions of a court, but has powers and duties clearly set forth and defined in the constitution and statutes. The Commissioners' Court is comprised of four commissioners, each of whom is elected by the qualified voters of one of four precincts in the County, and a County Judge, who is elected Countywide as presiding officer. Commissioners' Court was created to carry out a policy common to the whole state, whereas, it was not mainly created to advance the interest of the particular locality in which it is located. The election of the various County officials ensures, in most instances, the application of state laws and regulations, in the light of local conditions and statutes, and to establish a courthouse and jail, appoint numerous officials, fill vacancies in certain County offices, let contracts in the name of the County, build roads and bridges, administer the County's public welfare services, perform numerous duties in regard to elections, set the County tax rate, issue bonds and adopt the County budget.

### **District Courts**

There are five District Courts in Williamson County, each of which is a court of general jurisdiction and may try both civil and criminal cases. The judge of each of the respective courts is elected Countywide. The District Courts have original jurisdiction in all criminal cases of the grade of felony, all suits on behalf of the state to recover penalties, forfeitures and escheat. The District Courts preside over all cases of divorce, misdemeanors involving official misconduct, suits to recover damages, slander or defamation of character, suits for title of land and for enforcement of liens thereon, suits for the right of property levied upon by virtue of any writ of execution, sequestration, or attachment when the property levied on is valued at an amount of \$500 (exclusive of interest) and all suits concerning contested elections.

These courts and the judges thereof have power to issue writs of habeas corpus, mandamus, injunction, certiorari and all writs necessary to enforce their jurisdictions. The District Courts also have appellate jurisdiction and general supervisory control over the County Commissioners' Court. They have general original jurisdiction over all causes of action which a remedy or jurisdiction is not provided by law or the Constitution. The District Court, concurrently with County Court, has the general jurisdiction of a probate court and may do all things associated with the duties of a probate court enumerated under County Court. In addition, the District Courts share concurrent jurisdiction with the County Courts at Law when the matter in controversy exceeds \$500, but is less than \$10,000. Along with these constitutional and statutory responsibilities, the District Judges have the statutory responsibility of appointing the County Auditor and Court Reporters for each of the respective District Courts. The District Judges, along with the County Court-at-Law Judges, appoint the Community Supervision and Corrections Department Director. The County Juvenile Board, which is comprised of the District Judges and the County Judge, appoints the Chief Juvenile Probation Officer.

## **Constables**

In general, the duties of the Constable are to perform a service or act, execute and return, as provided by law, all civil and criminal processes, writs, citations, subpoenas, summons, warrants, and precepts, directed and delivered by a lawful official, anywhere in the constable's County, or in a County contiguous to the constable's County, and in other locations as provided by law. The Constable may seize and sell real estate and personal property upon order of the court, take eviction action and attend justice court proceedings. The Constable may enforce all state laws and arrest offenders with or without warrant for felonies or misdemeanor offenses committed against the peace and dignity of the state.

## **County Attorney**

The Countywide electorate elects the County Attorney. Duties include representation of the State of Texas in all criminal proceedings under investigation or pending before the County Courts at Law and Justice Courts of the County, examination and prosecution of all cases pending before the Juvenile Courts, and representation of the State in all cases appealed to or from any of these courts. The County Attorney also processes felony and misdemeanor hot checks, obtains protective orders for victims of domestic violence, represents the Department of Protective and Regulatory Services in cases involving abuse or neglect of children or helpless adults, and obtains commitment orders for mental illness and substance abuse. The County Attorney attends Commissioners' Court as the civil lawyer for the County and provides a full range of legal services in that capacity. Also provided by the County Attorney is legal advice to all County officials and employees. Where applicable, the County Attorney oversees the representation of officials and employees who are involved in litigation.

## **County Clerk**

The Countywide electorate elects the County Clerk and the duties and fees of the office are prescribed by the legislature. The County Clerk is the clerk of the County and of Commissioners' Court and is the official recorder of County business. By legislation in Williamson County, the County Clerk functions as the clerk of the court for each of the County Courts at Law. In addition, the County Clerk acts as recorder of deeds and other instruments, records and issues death and birth certificates, issues marriage licenses, registers cattle brands, records and retains all plats, and maintains records of mental health commitments. The County Clerk serves as clerk of the Probate and Civil Court and keeps all records, books, paper, and proceedings of the probate court as well as the County Courts at Law criminal dockets. Additional responsibilities include keeping all records properly indexed, arranged and preserved.

## **District Attorney**

The legislature may create the Office of the District Attorney in any judicial district in the state and prescribe the duties of that office. Such an office in Williamson County has been created and the District Attorney is a constitutional officer. The Countywide electorate elects the District Attorney. The duties of the office in general are to represent the State of Texas on all criminal matters before the District Courts of Williamson County. These matters include grand jury proceedings along with bond and asset forfeitures. The District Attorney also handles all appeals from any such matters that are taken to the Court of Appeals, Texas Court of Criminal Appeals, the Texas Supreme Court and the United States Supreme Court.



### **District Clerk**

The Countywide electorate elects the District Clerk. In general, the functions of this office are to serve in an administrative capacity for the District Courts, to perform judicial or quasi-judicial duties in connection therewith, to act as custodian of the court records, to receive money in the clerk's official capacity, and to perform general assessed duties as are enjoined by statute or imposed by the lawful authority of the court. The District Clerk of Williamson County also maintains the files for all criminal, civil, family, and tax cases handled by these courts.

### **Justice of the Peace Courts**

There are four Justice of the Peace Courts in Williamson County. Each Justice of the Peace is elected by the voters living within their respective precinct. Justices of the Peace have jurisdiction in all Class C misdemeanor criminal matters where such fines are established by statute. Also, the Justices of the Peace have jurisdiction in civil matters either in Small Claims Court or Justice Court where the amount in controversy is \$10,000 or less (exclusive of interest) of which exclusive original jurisdiction is not given to the County or District Courts. Appeals to the County Court shall be allowed in all cases decided in Justice Court, however, in civil cases, only when the judgment is for more than \$20 (exclusive of costs). The Small Claims Court exercise concurrent jurisdiction with the Justice Courts in all actions for recovery of money by any person, association of persons, corporations or by any attorney for such parties or other legal entity where the amount involved, exclusive of cost, does not exceed the sum of \$10,000. Small Claims courts may only recover money. All decisions of Small Claims Court and Justice Courts, provided that the amount in controversy, exclusive of costs, exceeds the sum of \$20 may, upon rendition of final judgment by the Judge of the Court, be appealed to the County Court or County Courts at Law. Other duties of the Justices of the Peace in Williamson County include death inquests, mental probable cause hearings, criminal prisoner admonishments, peace bond hearings, school truancy cases, juvenile magistrate statements, animal cruelty hearings, and other administrative duties per code.

### **Sheriff**

The qualified voters of the County elect the Sheriff to office. The duties of the Sheriff are prescribed by the legislature. The Sheriff may employ guards for the safekeeping of prisoners in the jail and, subject to regulations of Commissioners' Court, has charge and control of the courthouse. In addition, the Sheriff shall execute all processes and precepts directed by legal authority and make return thereof to the proper court. The Sheriff is the Chief Law Enforcement Officer for the County and custodian of the County jail. In addition to apprehending criminals and serving writs and other legal papers for the Civil, County, and District Courts, the Sheriff is also charged with keeping order in the courtrooms. The Sheriff also administers proactive programs aimed at crime prevention and substance abuse control such as the Drug Abuse Resistance Education (DARE) program.

### **Tax Assessor-Collector**

The Tax Assessor-Collector is elected by the Countywide electorate and performs all of the duties with respect to assessing property for the purpose of taxation and collection of taxes as may be prescribed by the legislature. The duties of the office consist of assessing and collecting County property taxes. The officer may serve in a similar capacity for any incorporated city, town, village, school districts-independent or otherwise, drainage district, and water control in the County. The Assessor-Collector of Williamson County, in addition to assessing and collecting for taxable real and personal property within the County, collects the taxes for many independent cities and districts. Other duties include collecting state and County license fees, occupation fees, beer and liquor taxes and state automobile transaction taxes.

### **County Treasurer**

The Countywide electorate elects the County Treasurer. The duties of the County Treasurer are to receive County funds and disburse them, subject to the County Auditor's countersignature. The function of this office is an essential part of internal control in financial matters in that all monies due to the County must be placed in the treasurer's custody. Monies are forwarded to the County Treasury and can be withdrawn upon the signature of the County Treasurer and countersignature of the County Auditor. Additional responsibilities of the County Treasurer include signatory authority for all payroll related payments with the countersignature of the County Auditor. Also, the County Treasurer is responsible for the reconciliation of all bank accounts upon which the Treasurer acts as signatory. The County Treasurer prepares and submits all required reports and payments to the State of Texas and serves as Treasurer to the Bail Bond Board. In addition, the County Treasurer serves as the Certified Investment Officer for the County relative to all requirements of the Public Funds Investment Act.

## **OFFICES CREATED BY LEGISLATIVE LAW**

### **County Court-at-Law**

There are four County Courts-at-Law in Williamson County, each created by the legislature. The Countywide electorate elects each of the County Court-at-Law judges. These courts have jurisdiction in all misdemeanor cases, probate, and mental illness and chemical dependency matters. The County Courts-at-Law have concurrent jurisdiction with the District Courts in family law cases, including divorces, child custody cases and in civil matters where the amount in controversy does not exceed \$100,000 (exclusive of punitive or exemplary damages, costs, and interest). The County Courts-at-Law have appellate jurisdiction in all appeals in criminal and civil cases from Justice Courts and Municipal Courts. Along with these duties, the County Court-at-Law Judges and the District Judges appoint the Community Supervision and Corrections Department Director.

### **County Auditor**

The County Auditor is appointed by the District Judges and serves as the Chief Accounting Officer of the County. The County Auditor has general oversight of all County records and has responsible per statute for projecting revenue during the budget process. The County Auditor must sign all checks written for the County. It is the responsibility of the County Auditor's office to audit each department of the County at least once each quarter. Financial reporting is also performed by the County Auditor's office. The creation of the Comprehensive Annual Financial Report (CAFR) and the Popular Annual Financial Report (PAFR), that is submitted each year to the Government Finance Officers Association for review, is the responsibility of the County Auditor. In addition, the County Auditor oversees the payroll function for the entire County. Other responsibilities include managing fixed assets and administering and reporting all grant funds received from the state and federal government and other entities. The County Auditor also serves as the fiscal officer for the Community Services and Corrections Department and Chief Fiscal Officer for Juvenile Services.

### **Budget Officer**

In a county with a population of more than 125,000 the Commissioners Court may appoint a Budget Officer. The Budget officer is responsible for preparing a county budget for the fiscal year. In preparing or monitoring the budget, the budget officer may require the county auditor or any other district, county, or precinct officer of the county to provide any information necessary for the budget officer to properly prepare or monitor the budget. The county budget is approved by Commissioners Court.

### **Animal Shelter Director**

The mission of the animal shelter is to provide humane care to unwanted or abandoned pets, to assist the participating entities in enforcing state law and local ordinances, and to otherwise serve the citizens in a cost-effective manner. The Shelter Director is responsible for animal shelter operations and staff through development and enforcement of policy and procedures ensuring compliance with local, state and federal law. Priorities include development and maintenance of budgetary and financial goals, communication and relationships with regulatory agencies, Commissioners' Court, Shelter Board and officials from all city/county entities. The director also monitors and reports trends which may be used to facilitate planning of programs consistent with the success of overall shelter goals. The Shelter Director is hired by the County utilizing input from the Regional Animal Shelter's Board of Directors.

### **Chief Juvenile Probation Officer**

The County Juvenile Board, comprised of five District Judges and the County Judge, appoints the Chief Juvenile Probation Officer. The general duties of this office are to properly investigate, process, and handle all cases referred to them by the courts, law enforcement agencies, parents, and other agencies. The Juvenile Probation Department compiles and prepares a detailed social history on all referred offenders and recommends corrective action to the Juvenile Court. The department provides professional casework services and supervision to delinquent children who are placed on probation by the Juvenile Court. Juvenile detention and intensive residential care is also provided by and through the Juvenile Services Department. Each of these units provides care 365 days a year. Several specialized programs are operated through Juvenile Services to include Community Services and Restitution, Gang Intervention, and Juvenile Drug and Delinquency Prevention. One specialized sex offender caseload officer is also provided through Juvenile Services.

### **County Emergency Services Senior Director**

The County Judge with the advice and consent of Commissioners' Court appoints the Senior Director of Emergency Services of Williamson County. It is the Senior Director's duty to control and direct the areas of Emergency Management, HazMat, MOT (Mobile Outreach Team), Dispatch, Wireless Communications, and EMS (Emergency Medical Services). It is the responsibility of the senior director to serve as a liaison with other municipal districts, state, County, regional, federal and other emergency management organizations. Emergency Management includes the coordination of disasters local, regional and state and the counties response in such areas. The area of HazMat is responsible for responding to Hazardous Material spills within the county and the region. MOT responds to mental health crisis calls in the county in coordination with the various law enforcement agencies within the county. Dispatch handles all 911 communications between the general public and County, City and Special District Agencies tasked with rapid response. Wireless Communications manages the radio system between the various Public Safety Agencies within the County. EMS responds to all emergency medical calls and handles transport of patients within the county.

### **County Extension Service Agent**

The Williamson County Office of the Texas Agricultural Extension Service is a unique partnership between the County Commissioners' Court and the Texas A & M University System. County Extension Agents provide outreach education to the citizens of Williamson County in the areas of Agriculture, Family and Consumer Sciences, 4-H, and Youth Development, and Horticulture. Agents utilize research-based information to conduct workshops, clinics, tours, meetings and programs, as well as preparing news releases and web-based education. The Extension Service values and promotes principles of citizen and community involvement, research-based education, lifelong learning, and volunteerism.

### **CSCD Director**

The Community Supervision and Corrections Department (also known as Adult Probation Department) Director is appointed by the District and County Court-at-Law Judges with criminal jurisdiction. The department is responsible for supervising misdemeanor and adult offenders placed on community supervision (adult probation), offenders placed under pre-trial supervision, and offenders placed in the department's 90-bed intensive inpatient substance abuse program, the Central Texas Treatment Center. The department's mission is to protect the community and rehabilitate offenders. The department operates a number of rehabilitation programs for the supervision of offenders and specialized caseloads for sex offenders, special needs offenders, offenders required to be monitored on electronic monitoring or surveillance, and offenders required to have ignition interlock devices that monitor alcohol use in their vehicles. The department receives most of its funding from state funds and offender fees. The Texas Department of Criminal Justice-Community Justice Assistance Division provides grant and operational funds, and oversight to the department.

### **Elections Administrator**

The Elections Administrator is the County Elections Official and is appointed by the Williamson County Elections Commission. The duties of the Elections Administrator include all voter registration activities for over 237,944 registered voters in 88 precincts and the conduct of election activities for more than 45 county, city and school governments, as well as 52 municipal and special utility districts. Duties also include the preparation and maintenance of appropriate political jurisdiction maps. The Administrator prepares elections contracts and conducts elections for federal and state elections, and for local elections when requested. Duties include the selection and coordination of poll sites, selection and training of poll workers, and preparation of ballot materials. The Elections Administrator coordinates the use of grant funds from the Help America Vote Act (HAVA) with the County Judge and the Auditor and maintains all electronic voting equipment and peripherals. The Administrator serves as the repository for local officials' campaign and expenditure reports. The Elections Administrator provides information to the public regarding voter registration and elections and serves as a liaison to the Secretary of State regarding elections issues.

### **Human Resource Senior Director**

The Human Resource (HR) Senior Director for Williamson County is appointed by the County Benefits Committee and the Commissioners' Court. The Senior Director must ensure the County is in compliance with state and federal hiring laws, that applicants meet the qualifications of a particular job opening and that the public is notified when a job opening becomes available within the County. The HR Senior Director is responsible for the management of the Self-Funded Benefits Plan and various other medical and dental benefit plans offered by the County as well as life and long-term disability insurance, workers' compensation insurance, the wellness program and the employee assistance program. The HR Senior Director also monitors the claims disbursement made under the Self-Funded Benefits Plan and must ensure the various benefits plans are administered in compliance with federal laws and regulation. The HR Senior Director must ensure the County complies with the Drug-Free Workplace Policy, the Family and Medical Leave Act (FMLA) and the Americans with Disabilities Act (ADA).

### **Infrastructure Services Senior Director**

The County Judge with the advice and consent of the Commissioners' Court appoints the Senior Director of Infrastructure Services of Williamson County. It is the Senior Director's duty to control and direct the areas of Facilities Maintenance, Fleet Services, the County Engineer's Office and the Road and Bridge Division. It is the responsibility of the senior director to serve as a liaison with local, state, county, and federal organizations. The area of Facilities maintenance oversees all County real estate transactions and facilities construction activities. Facilities additionally ensure the quality and completion of maintenance and repair for all County-owned buildings and grounds. Fleet Services maintains Williamson County's Fleet of vehicles and equipment; makes recommendations during the Budget process of equipment replacement needs for county departments as well as assisting in defining what types of equipment should be purchased. The Road and Bridge Division of Williamson County has the responsibility for the maintenance and repair of all County roads, bridges, drainage structures and ditches pertaining to the road system in Williamson County. The County Engineer's Office is responsible for the planning, design and inspection of roadway and drainage facilities required to provide for the safe, economical and productive operation of the County's transportation system. The County Engineer's Office is additionally responsible for land development coordination activities such as plat review for the unincorporated areas within the County.

### **Parks & Recreation Senior Director**

The County Judge appoints the Parks & Recreation Senior Director with the advice and consent of the Commissioners' Court. The Senior Director is responsible for the development, operation, and maintenance of County parks, trails and preserves. The senior director also provides for safe and secure facilities and coordinates park related development and activities with cities in the County.

### **Purchasing Agent**

The Purchasing Agent is hired by the Commissioners' Court. The Purchasing Agent is responsible for carrying out the functions prescribed by law for a purchasing agent and administers the procedures prescribed by law for notice and public bidding for county purchases and contracts. The County Purchasing Agent purchases all supplies, materials and equipment required or used by the county and contracts for all repairs to purchased equipment, as needed.

### **Technology Services Senior Director**

The County Judge with the advice and consent of the Commissioners' Court appoints the Technology Services Senior Director of Williamson County. It is the senior director's duty to oversee the functions of Information Technology Services (ITS), Geographic Information Systems (GIS), 911 Addressing and Records Management (RM) for the County. ITS includes installing new systems, protecting computer-stored records, maintaining control of daily EDP functions, troubleshooting within County offices as computer-related issues arise as well as supporting County-wide telecommunications. GIS includes management of the central GIS database and interfaces as well as providing GIS, GPS, and related services to County departments and the public. 9-1-1 Addressing includes maintaining the 9-1-1 telephone database for the entire County and providing addressing services for the unincorporated areas and small cities. RM functions include warehousing and protecting records from the various County departments, monitoring and coordinating destruction schedules, and warehousing and coordinating the disposal of assets as the assets exceed their useful life. In addition, the director oversees County mail courier and switchboard functions.

### **Veterans Services**

In a county with a population of 200,000 or more the Commissioners Court shall maintain a veterans county service office. The commissioner's court appoints the veterans county service officer and the number of assistant veterans county service officers that it considers necessary. Veterans Services staff assists veterans and their families with information on programs and services that are available for individuals that have served in the armed forces. They also help them file for and receive their entitled benefits from the Department of Veterans Affairs. Programs and services available include educational benefits, vocational benefits, disability retirement, obtaining lost military records and more.

**FEDERAL AND STATE AWARD PROGRAMS**





**INDEPENDENT AUDITORS' REPORT ON INTERNAL CONTROL OVER  
FINANCIAL REPORTING AND ON COMPLIANCE AND OTHER MATTERS  
BASED ON AN AUDIT OF FINANCIAL STATEMENTS PERFORMED IN ACCORDANCE  
WITH GOVERNMENT AUDITING STANDARDS**

To the Honorable County Judge  
And Commissioners' Court  
Williamson County, Texas

We have audited the financial statements of the governmental activities, each major fund, and the aggregate remaining fund information of Williamson County, Texas (the County), as of and for the year ended September 30, 2012, which collectively comprise the County's basic financial statements and have issued our report thereon dated March 22, 2013. We conducted our audit in accordance with auditing standards generally accepted in the United States of America and the standards applicable to financial audits contained in *Government Auditing Standards*, issued by the Comptroller General of the United States.

**Internal Control Over Financial Reporting**

Management of Williamson County, Texas is responsible for establishing and maintaining effective internal control over financial reporting. In planning and performing our audit, we considered the County's internal control over financial reporting as a basis for designing our auditing procedures for the purpose of expressing our opinions on the financial statements, but not for the purpose of expressing an opinion on the effectiveness of the County's internal control over financial reporting. Accordingly, we do not express an opinion on the effectiveness of the County's internal control over financial reporting.

*A deficiency in internal control* exists when the design or operation of a control does not allow management or employees, in the normal course of performing their assigned functions, to prevent, or detect and correct misstatements on a timely basis. *A material weakness* is a deficiency, or combination of deficiencies, in internal control such that there is a reasonable possibility that a material misstatement of the entity's financial statements will not be prevented, or detected and corrected on a timely basis.

Our consideration of internal control over financial reporting was for the limited purpose described in the first paragraph of this section and was not designed to identify all deficiencies in internal control over financial reporting that might be deficiencies, significant deficiencies, or material weaknesses. We did not identify any deficiencies in internal control over financial reporting that we consider to be material weaknesses, as defined previously.

### **Compliance and Other Matters**

As part of obtaining reasonable assurance about whether the County's financial statements are free of material misstatement, we performed tests of its compliance with certain provisions of laws, regulations, contracts, and grant agreements, noncompliance with which could have a direct and material effect on the determination of financial statement amounts. However, providing an opinion on compliance with those provisions was not an objective of our audit, and accordingly, we do not express such an opinion. The results of our tests disclosed no instances of noncompliance or other matters that are required to be reported under *Government Auditing Standards*.

This report is intended solely for the information and use of management, Commissioners' Court, others within the entity, and federal awarding agencies and pass-through entities and is not intended to be and should not be used by anyone other than these specified parties.

*Weaver and Tidwell, L.L.P.*

WEAVER AND TIDWELL, L.L.P.

Houston, Texas  
March 22, 2013



**INDEPENDENT AUDITORS' REPORT ON COMPLIANCE WITH  
REQUIREMENTS THAT COULD HAVE A DIRECT AND MATERIAL EFFECT  
ON EACH MAJOR PROGRAM AND ON INTERNAL CONTROL OVER COMPLIANCE IN  
ACCORDANCE WITH OMB CIRCULAR A-133**

To the Honorable County Judge  
And Commissioners' Court  
Williamson County, Texas

**Compliance**

We have audited Williamson County, Texas', (the County's) compliance with the types of compliance requirements described in the U.S. Office of Management and Budget (OMB) Circular A-133 *Compliance Supplement* that could have a direct and material effect on each of the County's major federal and state programs for the year ended September 30, 2012. The County's major federal and state programs are identified in the summary of auditor's results section of the accompanying schedule of findings and questioned costs. Compliance with the requirements of laws, regulations, contracts, and grants applicable to each of its major federal and state programs is the responsibility of the County's management. Our responsibility is to express an opinion on the County's compliance based on our audit.

We conducted our audit of compliance in accordance with auditing standards generally accepted in the United States of America; the standards applicable to financial audits contained in *Government Auditing Standards*, issued by the Comptroller General of the United States; and OMB Circular A-133, *Audits of States, Local Governments, and Non-Profit Organizations* (OMB Circular A-133) and the State of Texas *Uniform Grant Management Standards* (UGMS). Those standards, OMB Circular A-133 and UGMS require that we plan and perform the audit to obtain reasonable assurance about whether noncompliance with the types of compliance requirements referred to above that could have a direct and material effect on a major federal or state program occurred. An audit includes examining, on a test basis, evidence about the County's compliance with those requirements and performing such other procedures as we considered necessary in the circumstances. We believe that our audit provides a reasonable basis for our opinion. Our audit does not provide a legal determination of the County's compliance with those requirements.

In our opinion, the County complied, in all material respects, with the compliance requirements referred to above that could have a direct and material effect on each of its major federal and state programs for the year ended September 30, 2012.

The Honorable County Judge  
And Commissioners' Court  
Williamson County, Texas

Page 2

### **Internal Control Over Compliance**

Management of the County is responsible for establishing and maintaining effective internal control over compliance with the requirements of laws, regulations, contracts, and grants applicable to federal or state programs. In planning and performing our audit, we considered the County's internal control over compliance with the requirements that could have a direct and material effect on a major federal or state program to determine our auditing procedures for the purpose of expressing our opinion on compliance and to test and report on internal control over compliance in accordance with OMB Circular A-133 and UGMS, but not for the purpose of expressing an opinion on the effectiveness of internal control over compliance. Accordingly, we do not express an opinion on the effectiveness of the County's internal control over compliance.

*A deficiency in internal control over compliance* exists when the design or operation of a control over compliance does not allow management or employees, in the normal course of performing their assigned functions, to prevent, or detect and correct, noncompliance with a type of compliance requirement of a federal or state program on a timely basis. *A material weakness in internal control over compliance* is a deficiency, or combination of deficiencies, in internal control over compliance, such that there is a reasonable possibility that material noncompliance with a type of compliance requirement of a federal or state program will not be prevented, or detected and corrected, on a timely basis.

Our consideration of internal control over compliance was for the limited purpose described in the first paragraph of this section and was not designed to identify all deficiencies in internal control over compliance that might be deficiencies, significant deficiencies or material weaknesses. We did not identify any deficiencies in internal control over compliance that we consider to be material weaknesses, as defined above.

The purpose of this report is solely to describe the scope of our testing of compliance with the types of compliance requirements applicable to each of the County's major programs and our testing of internal control over compliance and the results of our testing, and to provide an opinion on the County's compliance but not to provide an opinion on the effectiveness of the County's internal control over compliance. This report is an integral part of an audit performed in accordance with Government Auditing Standards in considering the County's compliance with requirements applicable to each major program and its internal control over compliance. Accordingly, this report is not suitable for any other purpose.

*Weaver and Tidwell, L.L.P.*

WEAVER AND TIDWELL, L.L.P.

Houston, Texas  
March 22, 2013

**WILLIAMSON COUNTY, TEXAS  
SCHEDULE OF FINDINGS AND QUESTIONED COSTS  
FOR THE YEAR ENDED SEPTEMBER 30, 2012**

**SECTION I – SUMMARY OF AUDITORS’ RESULTS**

**Financial Statements**

An unqualified opinion was issued on the financial statements.

Internal control over financial reporting:

- Material weakness(es) identified?  Yes  No
- Significant deficiencies identified that are not considered to be material weakness(es)?  Yes  None reported
- Noncompliance material to financial statements noted?  Yes  No

**Federal and State Awards**

Internal control over major programs:

- Material weakness(es) identified?  Yes  No
- Significant deficiencies identified that are not considered to be material weakness(es)?  Yes  None reported

An unqualified opinion was issued on compliance for major programs.

- Any audit findings disclosed that are required to be reported in accordance with section 510(a), Circular A-133, or State of Texas Uniform Grant Management Standards?  Yes  No

Identification of major federal programs:

20.205	Highway Planning and Construction
81.128	ARRA - Energy Efficiency and Conservation Block Grant Program (EECBG)

Identification of major state programs:

AirCheck Texas

**WILLIAMSON COUNTY, TEXAS  
SCHEDULE OF FINDINGS AND QUESTIONED COSTS – CONTINUED  
FOR THE YEAR ENDED SEPTEMBER, 2012**

- Dollar threshold used to distinguish between type A and type B programs? \$361,212 – Federal  
\$300,000 – State

Auditee qualified as low-risk auditee?  X  Yes      No

**SECTION II – FINANCIAL STATEMENT FINDINGS**

NONE

**SECTION III – FEDERAL AND STATE AWARD FINDINGS AND QUESTIONED COSTS**

NONE

**SECTION IV – SCHEDULE OF PRIOR AUDIT FINDINGS AND QUESTIONED COSTS**

NONE

**WILLIAMSON COUNTY, TEXAS**  
**SCHEDULE OF EXPENDITURES OF FEDERAL AND STATE AWARDS**  
**YEAR ENDED SEPTEMBER 30, 2012**

Federal Grantor/ Pass Through Grantor Program Title	Federal CFDA Number	Pass Through Entity Identifying Number	Expenditures
<b>FEDERAL AWARDS</b>			
<b><u>U.S. DEPARTMENT OF ENERGY</u></b>			
Direct Programs			
ARRA - 2010 Energy Efficiency and Conservation Grant	81.128	DE-SC00003219	\$ 240,163
Total Direct Programs			<u>240,163</u>
Passed Through Texas Railroad Commission			
ARRA - 2010 Propane Conversion Grant	81.086	578430	101,688
Total Passed Through Texas Railroad Commission			<u>101,688</u>
<b>Total U.S. Department of Energy</b>			<b>\$ 341,851</b>
<b><u>U.S. DEPARTMENT OF HEALTH AND HUMAN SERVICES</u></b>			
Passed Through Texas Department of Family and Protective Services			
Title IV-E Contract (Legal)	93.658	23380014	\$ 25,226
Title IV-E Contract (Legal)	93.658	23939806	78,262
Total Passed Through Texas Department of Family and Protective Services			<u>103,488</u>
<b>Total U.S. Department of Health and Human Services</b>			<b>\$ 103,488</b>
<b><u>U.S. DEPARTMENT OF AGRICULTURE</u></b>			
Passed Through Texas Department of Agriculture			
National School Lunch Program	10.555	75M1002/TX-246-2005	\$ 88,142
Total Passed Through Department of Agriculture			<u>88,142</u>
<b>Total U.S. Department of Agriculture</b>			<b>\$ 88,142</b>
<b><u>U.S. DEPARTMENT OF HOMELAND SECURITY</u></b>			
Passed Through Texas Office of the Governor - Division of Emergency Management			
2009 State Homeland Security	97.073	2009-SS-T9-0064	\$ 1,190
2010 State Homeland Security	97.073	10-SR48491-01	37,032
2011 State Homeland Security	97.073	11-SR48491-01	291,000
Total Passed Through Texas Office of the Governor - Division of Emergency Management			<u>329,222</u>
Passed Through Texas Department of Public Safety - Division of Emergency Management			
Emergency Management Performance Grant	97.042	11TX-EMPG-1418	9,835
Emergency Management Performance Grant	97.042	12TX-EMPG-1418	64,378
Total Passed Through Texas Department of Public Safety - Division of Emergency Management			<u>74,213</u>
<b>Total U.S. Department of Homeland Security</b>			<b>\$ 403,435</b>
<b><u>U.S. DEPARTMENT OF HOUSING AND URBAN DEVELOPMENT</u></b>			
Direct Programs			
Community Development Block Grant	14.218	B-08-UC-48-0502	\$ 41,221
Community Development Block Grant	14.218	B-09-UC-48-0502	316,633
Community Development Block Grant	14.218	B-10-UC-48-0502	800,236
Community Development Block Grant	14.218	B-11-UC-48-0502	122,060
Total Direct Programs			<u>1,280,150</u>
<b>Total U.S. Department of Housing and Urban Development</b>			<b>\$ 1,280,150</b>
<b><u>U.S. DEPARTMENT OF JUSTICE</u></b>			
Direct Programs			
Equitable Sharing Program	16.922	TX2460000	\$ 42,875
Total Direct Programs			<u>42,875</u>
Passed Through Texas Office of the Governor - Criminal Justice Division			
2013 School Based Diversion Program	16.540	JA-12-J20-26008-01	1,626
2012 School Based Diversion Program	16.540	JA-11-J20-24635-01	45,965
2012 Juvenile Mentoring Grant	16.523	JB-10-J20-23122-02	19,612
2013 Juvenile Mentoring Grant	16.523	SF-13-J20-23122-03	1,175
Total Passed Through Texas Office of the Governor - Criminal Justice Division			<u>68,378</u>
Passed Through Office of Justice Programs			
State Alien Assistance Program	16.606	2012-AP-BX-0198	136,312
Bulletproof Vest Partnership / Body Armor Safety Initiative	16.607	BA-3A00S-BR01	6,317
Total Passed Through Texas Office of Justice Programs			<u>142,629</u>
<b>Total U.S. Department of Justice</b>			<b>\$ 253,882</b>

**WILLIAMSON COUNTY, TEXAS**  
**SCHEDULE OF EXPENDITURES OF FEDERAL AND STATE AWARDS**  
**YEAR ENDED SEPTEMBER 30, 2012**  
**(CONTINUED)**

Federal Grantor/ Pass Through Grantor Program Title	Federal CFDA Number	Pass Through Entity Identifying Number	Expenditures
<b>FEDERAL AWARDS</b>			
<b><u>U.S. ELECTIONS ASSISTANCE COMMISSION</u></b>			
Passed Through Texas Secretary of State Help America Vote Act	90.401	78976	\$ 153,359
Total Passed Through Texas Secretary of State			<u>153,359</u>
<b>Total U.S. Elections Assistance Commission</b>			<b>\$ 153,359</b>
<b><u>U.S. DEPARTMENT OF TRANSPORTATION</u></b>			
Passed Through Capital Metropolitan Planning Organization Williams Drive	20.205	CSJ 2211-01-016	\$ 119,109
Total Passed Through Capital Metropolitan Planning Organization			<u>119,109</u>
Passed Through Texas Department of Transportation 2011 Brushy Creek Trail Bridge - ARRA	20.205	0914-05-171	454,640
Total Passed Through Capital Metropolitan Planning Organization			<u>454,640</u>
Passed Through Texas Department of Transportation - Pass Through Toll Financing US 79 East Hutto to CR 402	20.205	PT2005-001-01-PTT0204-02-027	3,348,407
US 79 East of Taylor to Thrall	20.205	PT2005-001-01-PTT0204-04-040	105,889
US 79 Thrall to Milam County Line	20.205	PT2005-001-01-PTT0204-04-042	9,385
US 183 San Gabriel to SH 29	20.205	PT2005-001-01-PTT0273-04-026	3,785,546
FM 1660 CR 134 to CR 101	20.205	PT2005-001-01-PTT1566-01-009	39,310
FM 2338 FM 3405 to Reagan Blvd	20.205	PT2005-001-01-PTT0211-01-023	1,553,795
Total Passed Through Texas Department of Transportation - Pass Through Toll Financing			<u>8,842,332</u>
<b>Total U.S. Department of Transportation</b>			<b>\$ 9,416,081</b>
<b>TOTAL EXPENDITURES OF FEDERAL AWARDS</b>			<b>\$ 12,040,388</b>
<b>STATE AWARDS</b>			
<b><u>COMMISSION ON STATE EMERGENCY COMMUNICATIONS</u></b>			
Passed Through Capital Area Council of Governments 911 Addressing Maintenance -2012		N/A	\$ 137,858
911 Addressing Maintenance -2013		N/A	12,946
Total Passed Through Capital Area Council of Governments			<u>150,804</u>
<b>Total Commission on State Emergency Communications</b>			<b>\$ 150,804</b>
<b><u>OFFICE OF THE ATTORNEY GENERAL</u></b>			
Direct Programs 2011 Texas Vine Program		1013085	\$ 30,710
2012 Victim Coordinator and Liason Grant		V0035-12-1390	37,601
2013 Victim Coordinator and Liason Grant		1333335	3,880
Total Direct Programs			<u>72,191</u>
<b>Total Office of the Attorney General</b>			<b>\$ 72,191</b>
<b><u>OFFICE OF THE GOVERNOR</u></b>			
Passed Through Criminal Justice Division 2012 DWI/Drug Court		SF-11-A10-18695-05	\$ 96,913
2013 DWI/Drug Court		SF-12-A10-18695-06	727
Total Passed Through Criminal Justice Division			<u>97,640</u>
<b>Total Office of the Governor</b>			<b>\$ 97,640</b>



**WILLIAMSON COUNTY, TEXAS  
SCHEDULE OF EXPENDITURES OF FEDERAL AND STATE AWARDS  
YEAR ENDED SEPTEMBER 30, 2012  
(CONTINUED)**

State Grantor/ Pass Through Grantor Program Title	Federal CFDA Number	Pass Through Entity Identifying Number	Expenditures
<b>STATE AWARDS</b>			
<b><u>TEXAS DEPARTMENT OF STATE HEALTH SERVICES</u></b>			
Passed Through Blubonnet MHMR			
2012 Blubonnet MHMR		N/A	\$ 62,635
2013 Blubonnet MHMR		N/A	5,176
Total Passed Through Blubonnet MHMR			<u>67,811</u>
Passed Through Texas Health Institute			
2011 THI Mental Health Grant		N/A	19,695
Total Passed Through Texas Health Institute			<u>19,695</u>
<b>Total Texas Department of State Health Services</b>			<b><u>\$ 87,506</u></b>
<b><u>TEXAS PARKS AND WILDLIFE DEPARTMENT</u></b>			
Direct Programs			
2011 Go!		52-000554	\$ 8,673
Total Direct Programs			<u>8,673</u>
Passed Through Texas Commission on Environmental Quality			
2011 LIP		582-8-89965	(22,722)
2012 LIP		582-8-89965	133,281
2013 LIP		582-8-89965	356
2012 Air Check		582-8-89965	198,620
2013 Air Check		582-8-89965	14,660
Total Passed Through Texas Commission on Environmental Quality			<u>324,195</u>
<b>Total Texas Parks and Wildlife Department</b>			<b><u>\$ 332,868</u></b>
<b><u>TEXAS INDIGENT DEFENSE COMMISSION</u></b>			
Direct Programs			
Indigent Defense Formula Grant		212-12-246	\$ 185,334
Total Direct Programs			<u>185,334</u>
<b>Total Texas Task Force on Indigent Defense</b>			<b><u>\$ 185,334</u></b>
<b>TOTAL EXPENDITURES OF STATE AWARDS</b>			<b><u>\$ 926,343</u></b>
<b>TOTAL EXPENDITURES OF FEDERAL AND STATE AWARDS</b>			<b><u>\$ 12,966,731</u></b>

**WILLIAMSON COUNTY, TEXAS**  
**NOTES TO SCHEDULE OF EXPENDITURES OF FEDERAL AND STATE AWARDS**

**NOTE 1. GENERAL**

The accompanying schedule of expenditures of federal and state awards presents the activity of all applicable federal and state awards of Williamson County, Texas (the County). The County's reporting entity is defined in Note 1 to the County's financial statements. Federal and state awards received directly from federal and state agencies as well as federal and state awards passed through other government agencies are included in the respective schedule. Negative amounts shown in the schedule represent adjustments or credits made in the normal course of business to amounts reported as expenditures.

**NOTE 2. BASIS OF ACCOUNTING**

The accompanying schedule of expenditures of federal and state awards is presented using the modified accrual basis of accounting, which is described in Note 1 to the County's financial statements. The schedule includes \$1,131,638 of federal awards provided to subrecipients from the Community Development Grant cluster.

**NOTE 3. RELATIONSHIP TO FEDERAL FINANCIAL REPORTS**

Grant expenditure reports as of September 30, 2012, which have been submitted to grantor agencies will, in some cases, differ slightly from amounts disclosed herein. The reports prepared for grantor agencies are typically prepared at a later date and often reflect refined estimates of year-end accruals. The reports will agree at termination of the grant as the discrepancies noted are timing differences.

**NOTE 4. SCHEDULE OF FINDINGS AND QUESTIONED COSTS**

The schedule of findings and questioned costs, including the summary of auditor's results for federal and state awards, is included beginning on page 167.